Kinross Gold Corporation
National Bank Financial Institutional Luncheon
October 13, 2010

Delivering Disciplined Growth



National Bank Financial Institutional Luncheon

Toronto, ON
October 13, 2010

KINROSS

Cautionary Statement on Forward-Looking Information

All statements, other than statements of historical fact, contained or incorporated by reference in or made in giving this presentation, including any information as to the future performance of Kinross, constitute "forward looking statements" within the meaning of applicable securities laws, including the provisions of the Securities Act (Ontario) and the provisions for "safe harbour" under the United States Private Securities Litigation Reform Act of 1995 and are based on expectations, estimates and projections as of the date of this presentation. Forward looking statements include, without limitation, possible events; opportunities; statements with respect to possible events or opportunities; estimates and the realization of such estimates; future development, mining activities, production and growth, including but not limited to cost and timing; success of exploration or development of operations; the future price of gold and silver; currency fluctuations; expected capital expenditures and requirements for additional capital; government regulation of mining operations and exploration; environmental risks; unanticipated reclamation expenses; and title disputes. The words "plans", "expects", "subject to", "budget", "scheduled", "timeline", "projected", "pro forma", "estimates", "envision", "forecasts", "conceptual", "target", "possible", "illustrative", "model", "opportunity", "potential", "intends", "anticipates" or "believes", or variations of such words and phrases or statements that certain actions, events or results "may", "can", "could", "would", "should", "might", "indicates", "will be taken", "become", "create", "occur", or "be achieved", and similar expressions identify forward looking statements. Forward looking statements are necessarily based upon a number of estimates and assumptions that, while considered reasonable by Kinross as of the date of such statements, are inherently subject to significant business, economic and competitive uncertainties and contingencies. Statements representing management's financial and other outlook have been prepared solely for purposes of expressing their current views regarding the Company's financial and other outlook and may not be appropriate for any other purpose. The estimates and assumptions of Kinross underlying the forward-looking statements in this presentation which may prove to be incorrect include, but are not limited to, the various assumptions set forth in the "Statements Regarding Forward-Looking Information" section of our Management Information Circular dated August 16, 2010 (as amended and supplemented, the "Circular") mailed to Kinross shareholders in connection with the friendly combination between Kinross and Red Back pursuant to a plan of arrangement (the "Arrangement"), our most recently filed Annual Information Form and our Management's Discussion and Analysis for the period ending December 31, 2009, as well as: (1) management's assessment of the effects of completing the Arrangement; (2) the accuracy of Kinross' and Red Back's mineral reserve and mineral resource estimates; and (3) the viability of the Tasiast and Chirano mines, and the development and expansion of Tasiast and Chirano mines on a basis consistent with Kinross current expectations. Many of these uncertainties and contingencies can affect, and could cause, Kinross' actual results to differ materially from those expressed or implied in any forward looking statements made by, or on behalf of, Kinross. There can be no assurance that forward looking statements will prove to be accurate, as actual results and future events could differ materially from those anticipated in such statements. All of the forward looking statements made in this presentation are qualified by these cautionary statements, and those made in our filings with the securities regulators of Canada and the U.S., including but not limited to those cautionary statements made in the "Risk Factors" section of our most recently filed Annual Information Form, the "Risk Analysis" section of our FYE 2009 Management's Discussion and Analysis and the "Statements Regarding Forward-Looking Information" and "Risk Factors" sections of the Circular, to which readers are referred and which are incorporated by reference in this presentation, all of which qualify any and all forward-looking statements made in this presentation. These factors are not intended to represent a complete list of the factors that could affect Kinross or the Arrangement or the resulting combined company. Kinross disclaims any intention or obligation to update or revise any forward-looking statements or to explain any material difference between subsequent actual events and such forward-looking statements, except to the extent required by applicable law.

Other information

Where we say "we", "us", "our", the "Company", or "Kinross" in this presentation, we mean Kinross Gold Corporation and/or one or more or all of its subsidiaries, as may be applicable. Where we say "Red Back" in this presentation, we mean Red Back Mining Inc. and/or one or more or all of its subsidiaries, as may be applicable.

The technical information about the Company's mineral properties contained in this presentation has been prepared under the supervision of Mr. Rob Henderson, an officer of the Company who is a "qualified person" within the meaning of National Instrument 43-101 ("NI 43-101"). The technical information about the Tasiast and Chirano mineral properties contained in this presentation has been prepared under the supervision of Mr. Hugh Stuart, who is a "qualified person" with the meaning of NI 43-101.

KINROSS

2

Kinross Gold Corporation
National Bank Financial Institutional Luncheon
October 13, 2010

Why Kinross Now?



Tye W. Burt
President & CEO

KINROSS

Continuing the Kinross Transformation

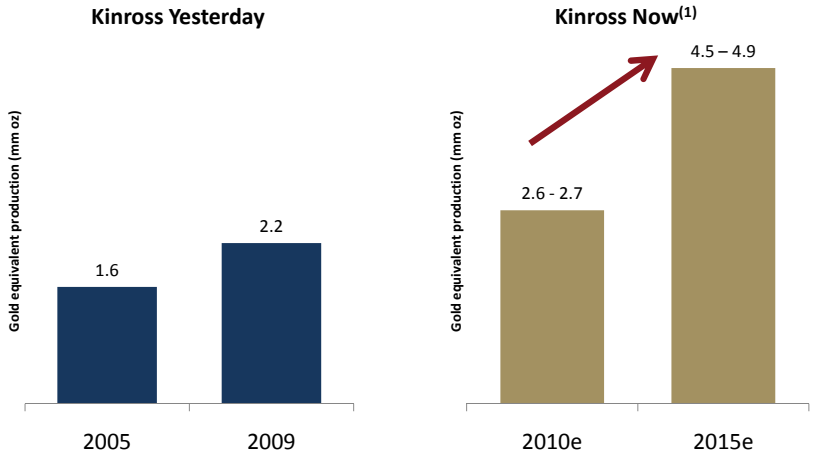

KINROSS

(1) Please refer to endnote #1.

Kinross Gold Corporation
National Bank Financial Institutional Luncheon
October 13, 2010

Focused in the World's Best Gold Districts

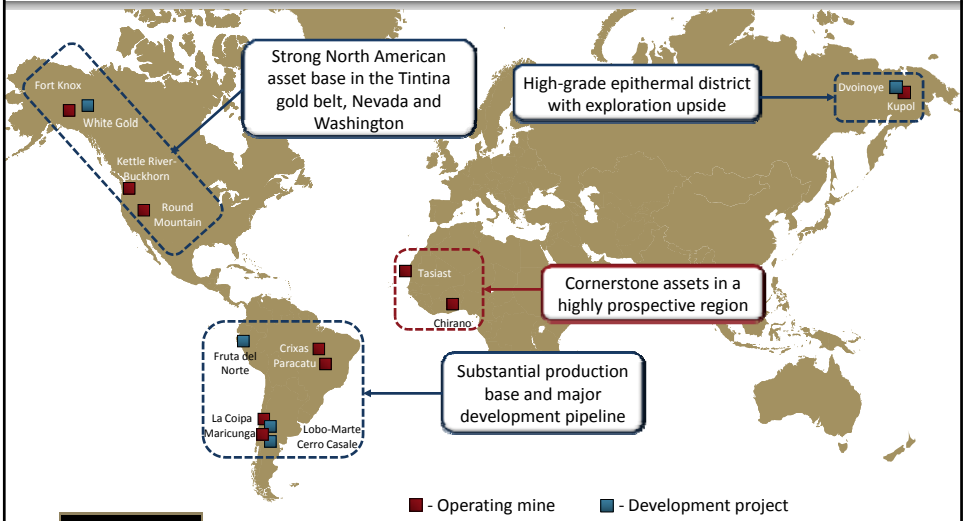

KINROSS

5

Track Record of Gold Reserve Growth

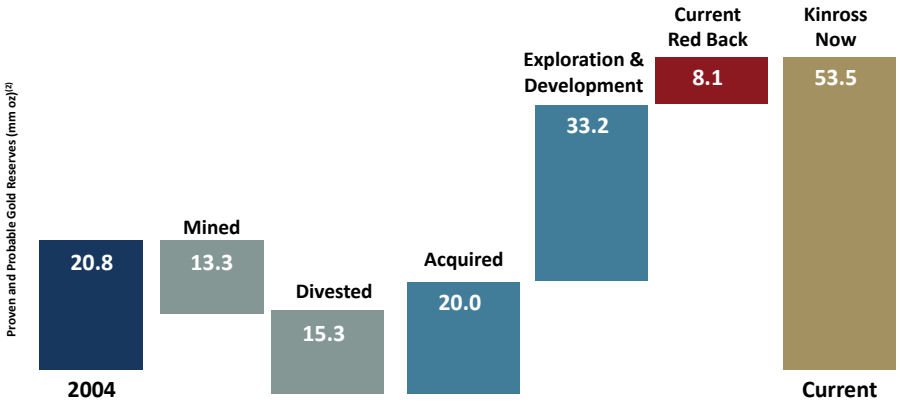

KINROSS

(2) Please refer to endnote #2.

6

Strong Balance Sheet

- Pro forma cash on hand: ~$1.4 bn
- Equity investment portfolio valued at ~$186 mm(ii)

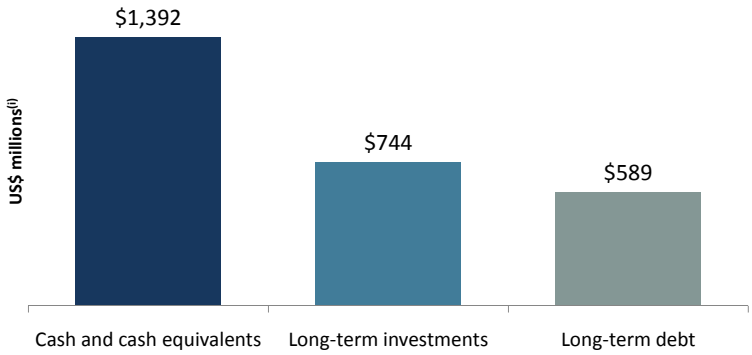

KINROSS

(i) Unaudited figures
(ii) Market value as of June 30, 2010, excluding investments in Harry Winston and Red Back Mining.

7

Highlights: 2010 YTD

- Transformational combination with Red Back Mining, adding high-growth assets
- Delivered strong financial results:
  - H1'10 : revenue +20%; adjusted cash flow(3) +13%; adjusted net earnings(3) +36%
  - Record high margin(4): $662/oz in Q2'10
- Realized significant gain from Diavik / Harry Winston investment
- Refined the asset portfolio
  - Acquired high-potential White Gold exploration project in the Yukon
  - Consolidated and expanded ownership in Chukotka region:
    - Acquired high-grade Dvoinoye and Vodo properties near Kupol
    - Consolidated Kupol East and West exploration licenses
  - Sold down interest in Cerro Casale to 25% for $474 mm

KINROSS

(3) Please refer to endnote #3.
(4) (Please refer to endnote #4.

8

Expanding Margins

2004 – H1 2010:

- Average realized gold price: +175%
- Kinross' attributable cost of sales margin[4]: +293%

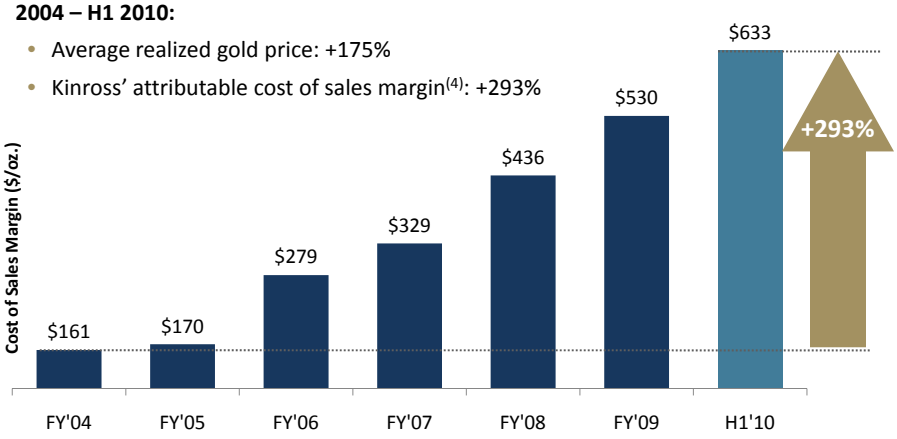

KINROSS

(4) Please refer to endnote #4.

9

Kinross Project Portfolio

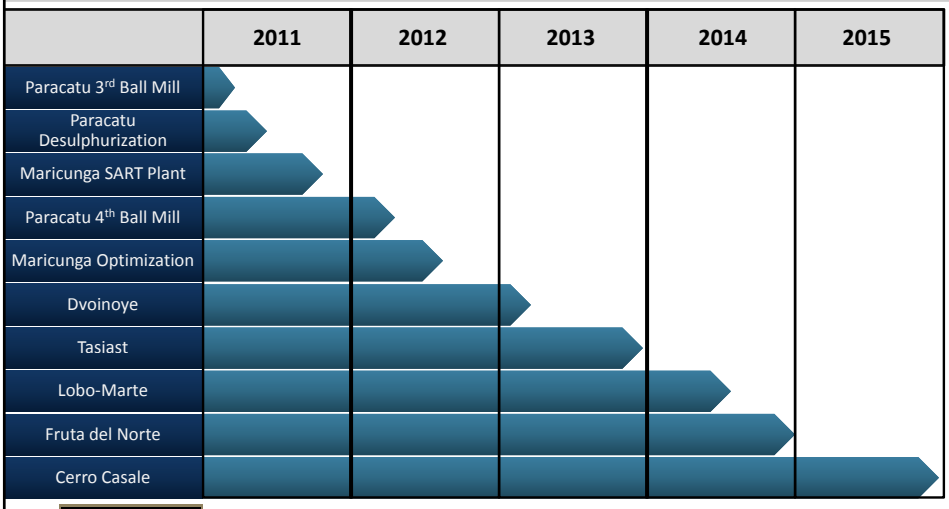

KINROSS

Conceptual timeline based on current Company estimates.

10

Tasiast: A World-Class Gold Deposit

- Open-pit mine located in Mauritania, ~300 km north of the capital city of Nouakchott
  - Situated in remote, flat, sparsely populated desert
  - Commercial production commenced in January 2008
  - 2.5 Mtpa CIL mill and 4.5 Mtpa dump leach operation
  - 2010e production(1): ~205-215k oz at ~$375-400/oz
  - Road access to mine and small air strip on site
- Highly prospective, underexplored gold belt
  - Only 8 km of 70 km strike length tested
- 3,074 drill holes completed to date (418,073 m)



	Tonnes (000)	Grade (g/t)	Cont'd Au (mm oz.)
2P Mineral Reserves[5]	115,200	1.4	5.03
M&I Mineral Resources[5]	195,250	1.47	9.25
Inferred Mineral Resources[5]	41,200	1.5	1.93

M&I Mineral Resources are stated inclusive of mineral reserves.

KINROSS

(1) Please refer to endnote #1.
(5) Please refer to endnote #5.

11



Discussion of Tasiast Geology

Dr. Glen Masterman

Vice-President, Exploration and Chief Geoscientist

KINROSS

12

Tasiast - District Upside

- First mine in a highly prospective gold belt
  - Continuity of geology
  - Simple stratigraphy
- Only 8 km of 70 km strike length in unexplored Archean greenstone belt tested to date
  - Multiple untested geochem targets on parallel trends
    - (e.g. Pantaloon)
  - 6,300 km^2 contiguous land position held by Red Back
- No serious gold competitors in the district or country

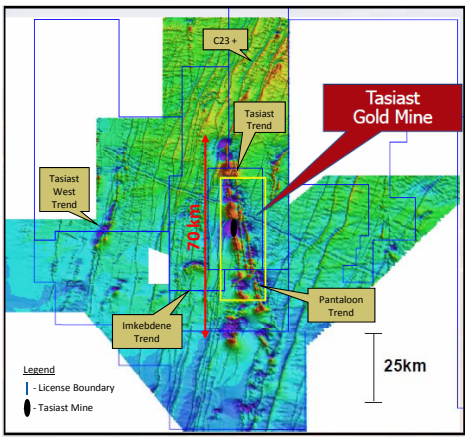

KINROSS

Tasiast 3D Video Clip



Tasiast Mine Trend

- The Greenschist Zone features intervals averaging ~60 to 100 m wide, grading 1.5 – 3.0 g/t
- Kinross' preliminary estimate:
  - 350 – 425 mm tonnes grading 1.5 – 1.8 g/t Au[(6)]
- Geological modeling by Kinross indicates that the zone plunges south – consistent with mineralization in other ore bodies mined along the 8km
- Gold mineralization continuing laterally and at depth in the same direction



KINROSS

(6) Please refer to endnote #6.

15

Tasiast Exploration Plan & Objectives

- Drill Plan
  - 13 drills now on-site
  - Greenschist & Near Mine - 40,000m planned by year-end
  - District - 20,000m planned by year-end
- Rig Schedule
  - 5 diamond rigs on site between by late October
  - Another 5 diamond rigs on site in December
- Laboratory Plan
  - Site Superlab – finalizing plans & commence construction
  - Sample Prep Facility – targeting commissioning early November

KINROSS

16

Plan View of Drilling at Tasiast

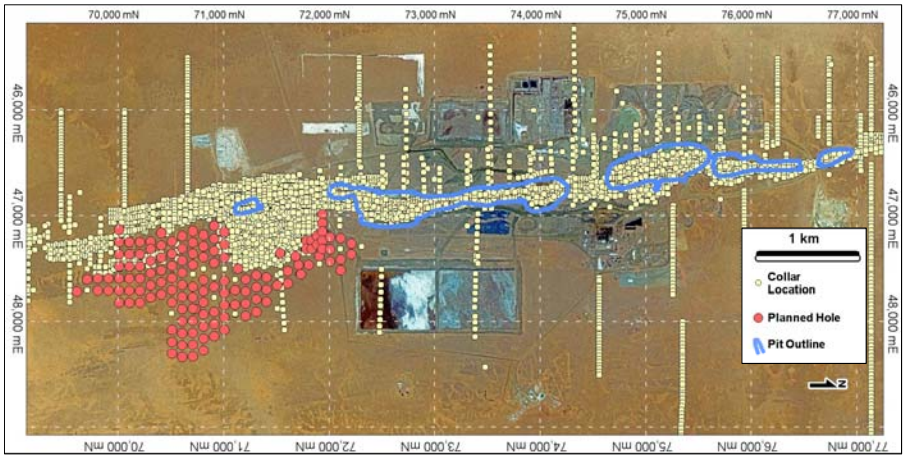

KINROSS

17

Tasiast Geological Model

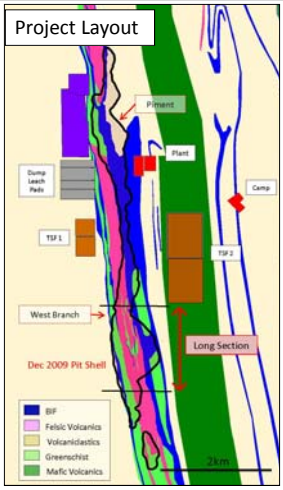

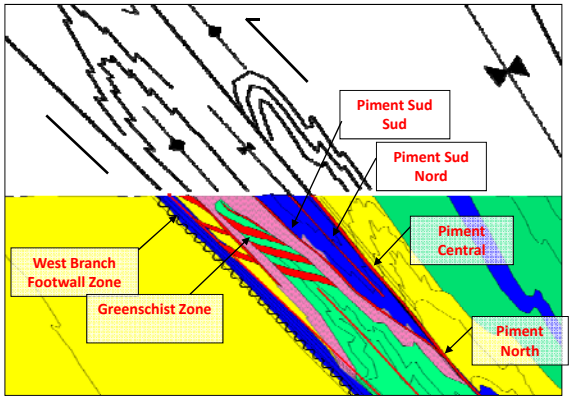

Schematic X-section

KINROSS

18

Greenschist Target

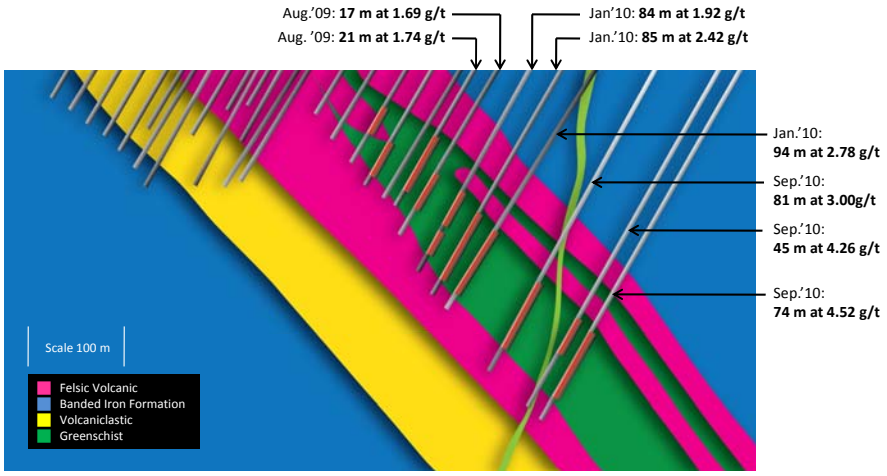

KINROSS

District Potential – 82 x 25 km Archean Greenstone Belt

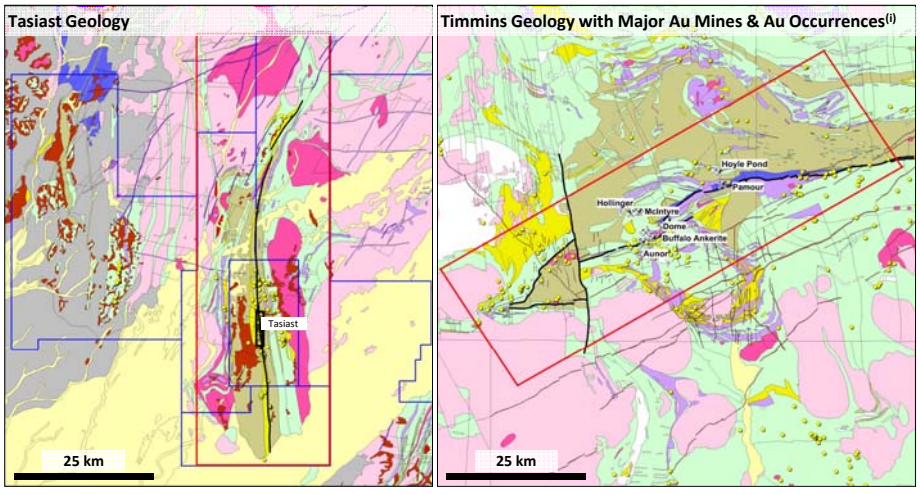

KINROSS

(i) Source: Ontario Geological Survey

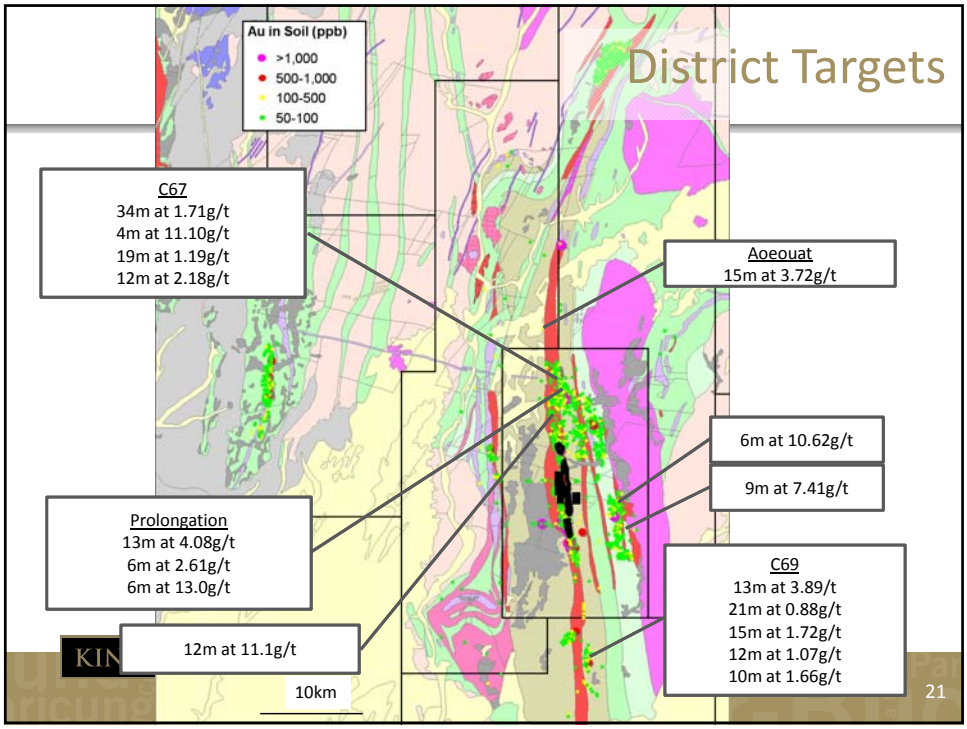
District Targets
Au in Soil (ppb)
>1,000
500-1,000
100-500
50-100
C67
34m at 1.71g/t
4m at 11.10g/t
19m at 1.19g/t
12m at 2.18g/t
Aoeouat
15m at 3.72g/t
6m at 10.62g/t
9m at 7.41g/t
Prolongation
13m at 4.08g/t
6m at 2.61g/t
6m at 13.0g/t
C69
13m at 3.89/t
21m at 0.88g/t
15m at 1.72g/t
12m at 1.07g/t
10m at 1.66g/t
12m at 11.1g/t
10km
21


Tasiast Core
22

Chirano - Expanding Gold Mine in Ghana

- Established open-pit and underground mining operation
- 90% owned by Kinross; Ghana holds a 10% interest
- Nine open-pits and two underground deposits
  - Akwaaba in production; Paboase in development
- 2010e production of ~240-250 k oz, expansion potential to ~300-350 k oz by 2013(1)
- Current estimated mine life of 10+ years
  - ~100% resource growth since 2005

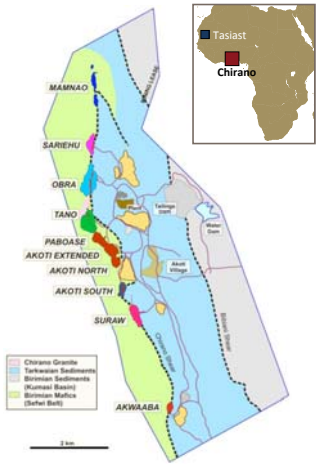

	Tonnes (000)	Grade (g/t)	Cont'd Au (mm oz)
2P Mineral Reserves *	33,200	2.1	2.24
M&I Mineral Resources*	41,700	2.5	3.34
Inferred Mineral Resources	12,600	3.2	1.30

M&I Mineral Resources are stated inclusive of mineral reserves.

KINROSS

(1) Please refer to endnote #1.

Chirano - Expansion Potential

- Akwaaba decline continuing - ramping up to 1.2 Mtpa in 2010
- Paboase initial reserve 920 k oz Au - development commenced May 2010
- Exploration upside at depth and along strike - >30km of contiguous strike
  - High grade intercepts encountered under all open-pits
  - Strong grade continuity
- Initial resources at Suraw and Akoti extended
- Priority targets include the Akwaaba-Suraw Gap and Tano

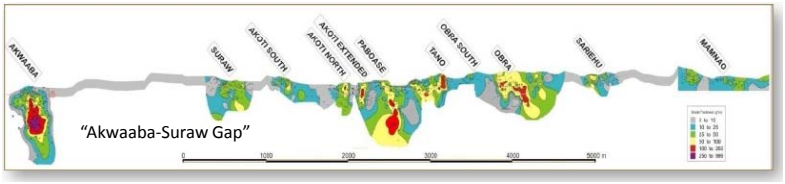

KINROSS



Tasiast Orebody Capability

Rob Henderson
Senior Vice-President, Technical Services

Growing Resource Base

- Target: 350 – 425 million tonnes grading 1.5 to 1.8 g/t[6]

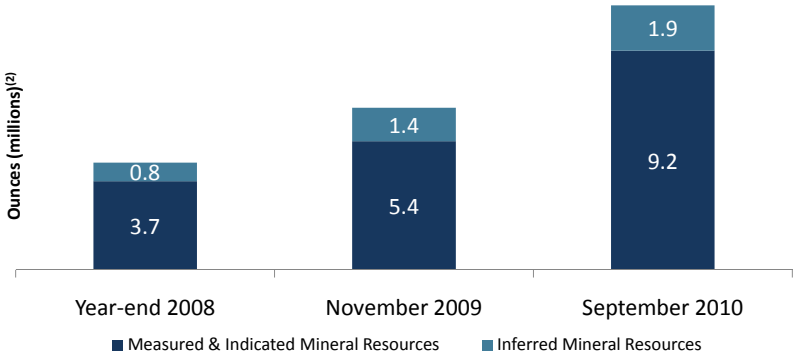

(2) Please refer to endnote #2.
(6) Please refer to endnote #6.

Metallurgical Test work[(i)] on Greenschist Ore

- The Greenschist sulphide ore is free milling and test work shows the gold is amenable to standard Carbon-In-Leach recovery.
  - Gold recoveries from the mill are expected to be 92-97%
- Run-of-Mine dump leach gold recoveries are 60% to 75%
- Greenschist ore has a Bond Index of 12 - 16

KINROSS

(i) As noted on page 22 of the Kinross Management Information Circular, dated August 16, 2010, the Company completed independent assay and metallurgical test work on drill samples.

Mining Method

- Current simple small open-pits
  - 100t haul trucks
- Future simple big pit
  - 290t & 340t haul trucks



140t Haul Truck



340t Haul Truck

KINROSS

Significant Pit Expansion Potential

- Initial deep drilling results provide further resource expansion opportunity

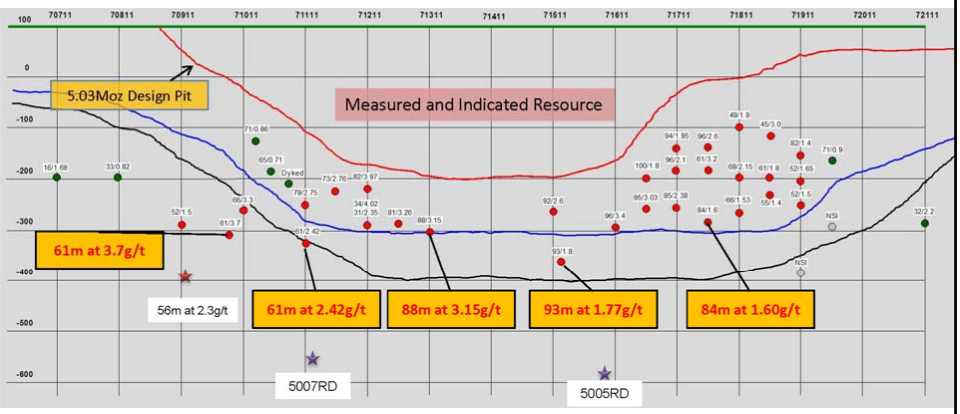

KINROSS

Source: Please refer to the Red Back Mining news releases dated April 12, 2010 and July 21, 2010, available as a Red Back documents at www.sedar.com

29

No Geographic Constraints to Expansion



KINROSS

30

Scoping Study

- Scoping study to confirm optimal mining and processing rates expected at year-end 2010
- Development plan possibilities include:
  - Accelerate Oxide Leach Mining Rate
    - From current 10 ktpd – 40 ktpd in 2012 - 2014
  - Accelerate CIL Mining Rate
    - From current 10 ktpd – 60 ktpd in 2013
  - Consider Sulphide Heap Leach Concept
  - Purchase new mining fleet, tailored to scale of operation



Project Concept and Sizing

Dr. Kenneth Thomas

Senior Vice-President, Projects

Kinross' Expansion Plans for Tasiast

- Kinross development plan for Tasiast currently envisions:
  - Construction of a new mill, increasing capacity from 10k tpd currently to 60k tpd
  - Larger mining fleet, tailored to the scale of the expanded operation
  - Expect to complete the expansion program in Q4 2013
- Fast-track engineering and project development plan
  - Scoping study – year-end 2010
  - Feasibility study – end of H1 2011
- Focus on 60,000 tpd processing plant

KINROSS

CIL Block Flow Diagram

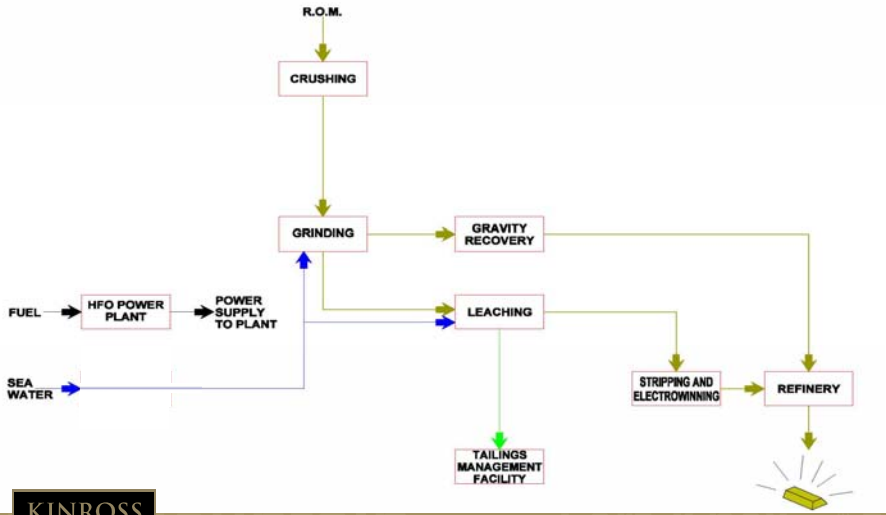

KINROSS

Crushing / Grinding Circuit

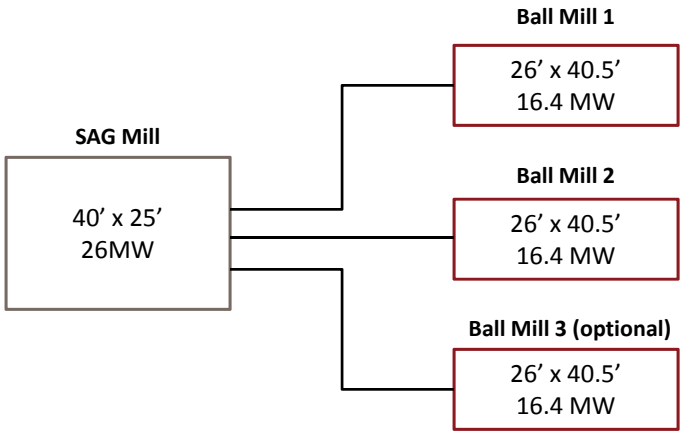

KINROSS

35

Large Open-Pit Projects

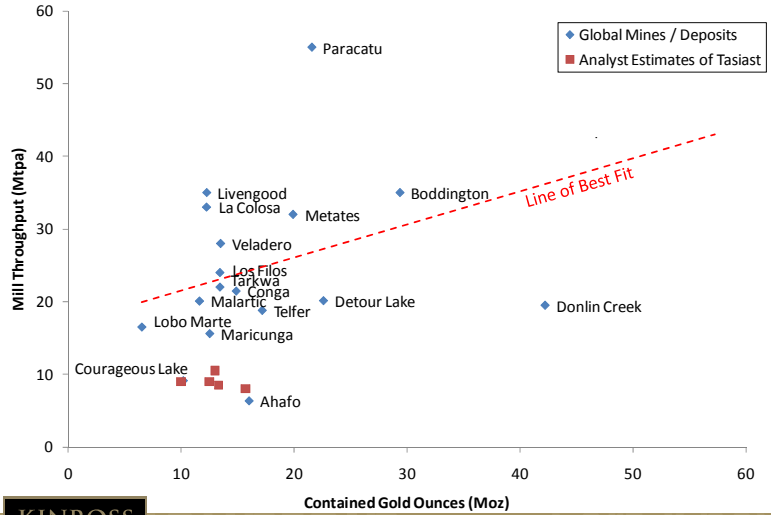

KINROSS

Source: Global mines / deposits data from Minerals Economics Group; Analyst estimates from Thompson ONE
Notes: open-pit gold mines / projects with conventional milling, > 10 Mozs contained gold and < 3.0 g/t; Lobo-Marte an exception with 6.5 Mozs. As at December 31, 2009, Tasiast's Proven and Probable Mineral Reserves were 5.03 million ounces. For more information, please refer to the Tasiast Technical Report dated August 10, 2010, available as a Red Back document at www.sedar.com

36

Large Open-Pit Projects

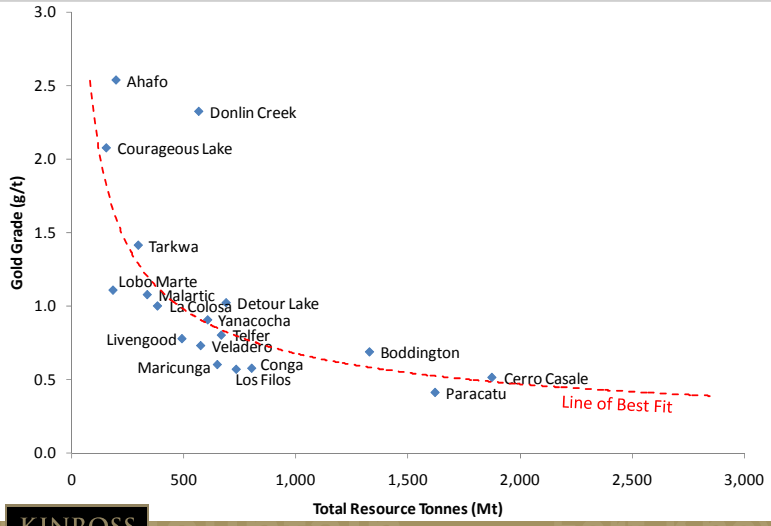

KINROSS

Source: Global mines / deposits data from Minerals Economics Group
Notes: open-pit gold mines / projects with conventional milling, > 10 Mozs contained gold and < 3.0 g/t; Lobo-Marte an exception with 6.5 Mozs

37

Illustrative Tasiast Expansion Timeline

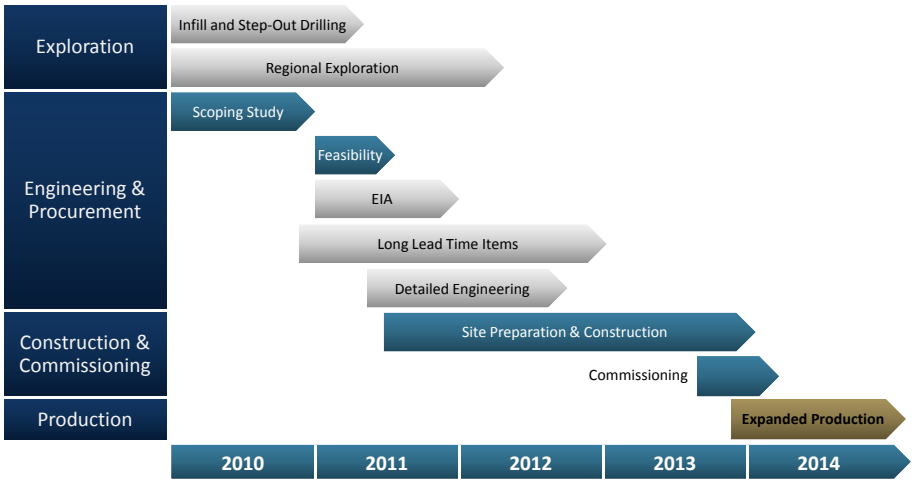

KINROSS

38

Why Kinross Now?



Tye W. Burt
President & CEO

KINROSS

39

National Bank: P / NAV

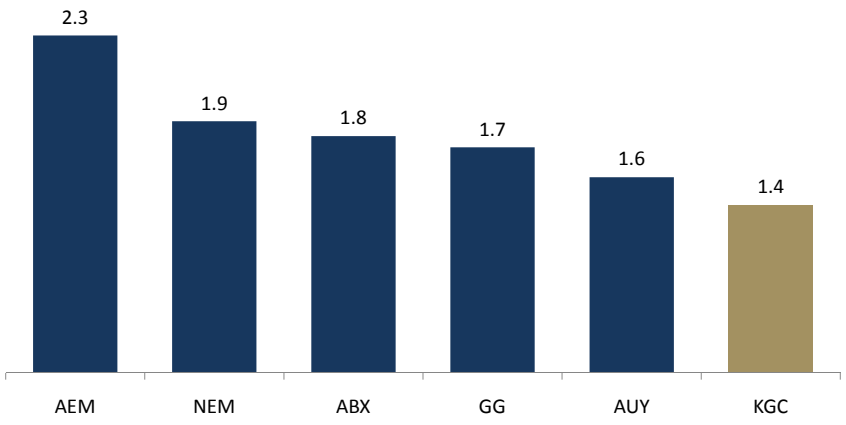

KINROSS

Source: National Bank Financial research – October 12, 2010

40

National Bank: P / 2011e CFPS

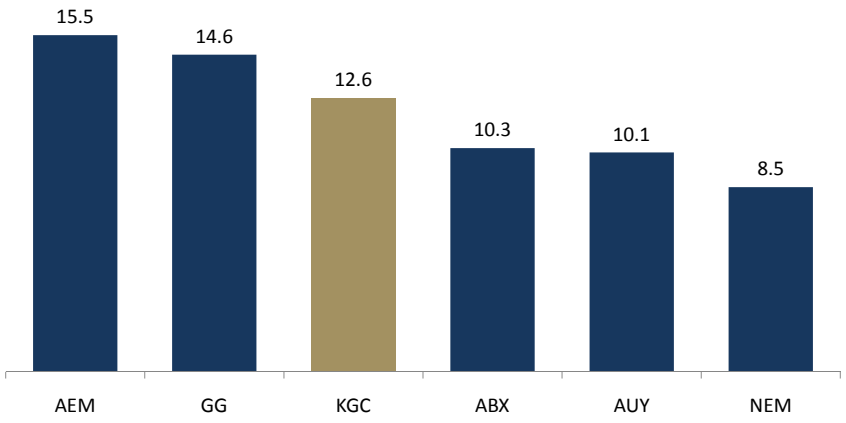

KINROSS

Source: National Bank Financial research – October 12, 2010



Why Kinross Now?

1. High-growth major
2. Strong cash flow from pure gold production
3. Attractive valuation

KINROSS

Kinross Gold Corporation
National Bank Financial Institutional Luncheon
October 13, 2010

Continuing the Kinross Transformation

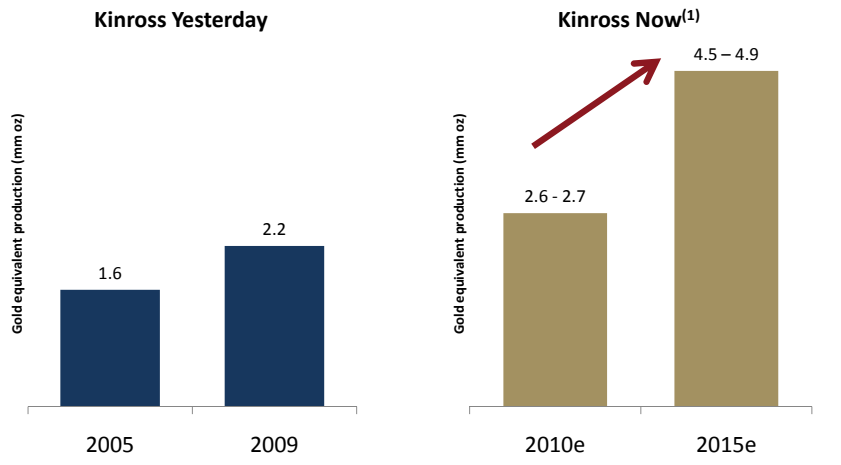

KINROSS

(1) Please refer to endnote #1.

43

KINROSS

Kinross Senior Leadership Team



KINROSS

Tye W. Burt

President & Chief Executive Officer



Tye Burt was appointed President and Chief Executive Officer of Kinross in March, 2005. He has been a member of the Board of Directors since joining the company. Mr. Burt has broad experience in the global mining industry, specializing in corporate finance, business strategy and mergers and acquisitions.

Prior to joining Kinross, he held the position of Vice Chairman and Executive Director of Corporate Development at Barrick Gold Corporation. Before joining Barrick, Mr. Burt enjoyed a 16-year career in corporate finance and mergers and acquisitions. He was President, Cartesian Capital Group from 2000 to 2002; Chairman of Deutsche Bank Canada and Deutsche Bank Securities Canada, and Global Managing Director of Global Metals and Mining for Deutsche Bank AG from 1997 to 2000; and Managing Director and Co-Head of the Global Mining Group at BMO Nesbitt Burns from 1995 to 1997, holding various other positions at BMO Nesbitt Burns from 1986 to 1995.

He sits on the Board of Governors of the University of Guelph as Vice-Chair, and is Chair of the University's 'Better Plant Project' Campaign. Mr. Burt is a member of the Russian Federation's Foreign Investment Advisory Council. He is a member of the Duke of Edinburgh's Award Charter for Business Board of Governors. Mr. Burt is a graduate of Osgoode Hall Law School and a member of the Law Society of Upper Canada. He holds a Bachelor of Arts degree from the University of Guelph.

KINROSS

Brant Hinze

Executive Vice-President & Chief Operating Officer



Brant Hinze was appointed Executive Vice-President & Chief Operating Officer, October 1, 2010.

Mr. Hinze is an accomplished mining industry leader who was most recently Senior Vice-President, North American Operations, for Newmont Mining Corporation. In this role, Mr. Hinze oversaw eight operating mines producing approximately two million ounces annually, 11 processing facilities, and regional exploration and development activities. Mr. Hinze also led Newmont's corporate social responsibility, information technology, supply chain, legal and human resources functions in the region.

From 2002 to 2005, Mr. Hinze was General Manager of Newmont's Yanacocha Project in Peru, which at its peak was the largest producing gold mine in the world. Prior to Yanacocha, he managed other operations for the company in the United States, Bolivia and Indonesia.

KINROSS

47

Thomas M. Boehlert

Executive Vice-President & Chief Financial Officer



Mr. Boehlert was appointed Executive Vice-President and Chief Financial Officer in April 2006 and has more than 25 years experience in finance and banking. Most recently, he was Executive Vice-President and Chief Financial Officer of Texas Genco of Houston, an independent electric power company. Prior to that, he was Executive Vice-President and Chief Financial Officer of Centrica North America, an electric and gas company. Mr. Boehlert was also Senior Vice- President and Chief Financial Officer of Sithe Energies of New York, an international independent electric power company. Mr. Boehlert spent 14 years as a banker at Credit Suisse in New York and London where he was responsible for covering energy companies and project finance activities. He began his career as an auditor at KPMG in New York.

Mr. Boehlert holds a Bachelor of Arts in Accounting from Indiana University, an MBA, Finance from New York University and is a certified public accountant.

KINROSS

48

Geoffrey P. Gold

Executive Vice-President & Chief Legal Officer



Geoffrey P. Gold was appointed Senior Vice-President and Chief Legal Officer of Kinross on May 24, 2006. In March 2008, Mr. Gold was appointed Executive Vice- President and Chief Legal Officer. With more than 16 years in the mining industry, Mr. Gold has extensive legal experience, both domestic and international. Previously, he was Vice-President, Assistant Secretary and Associate General Counsel for Placer Dome.

Mr. Gold completed his Bachelor of Laws and Bachelor of Commerce (with Honours) at the University of British Columbia and was called to the Bar in 1990. He also served approximately five years in private practice with the Vancouver law firm of Bull, Housser and Tupper.

J. Paul Rollinson

Executive Vice-President, Corporate Development



Paul Rollinson joined Kinross as Executive Vice President, New Investments, in September 2008. In September 2009, he was appointed Executive Vice-President, Corporate Development.

Paul joined Kinross after a long career in investment banking, most recently as the Deputy Head of Investment Banking at Scotia Capital. Prior to Scotia Capital, Paul worked for Deutsche Bank, AG and BMO Nesbitt Burns.

Dr. Kenneth G. Thomas

Senior Vice-President, Projects



Ken Thomas was appointed Senior Vice-President, Projects in December 2009.

Ken was most recently Global Managing Director at Hatch - a multinational company that provides process design, business strategies, technologies, and project and construction management to the metals, infrastructure and energy market sectors. From 2003 to 2005, he was Chief Operating Officer at Crystallex International, and earlier in his career he was Senior Vice-President, Technical Services at Barrick Gold, where he was responsible for technology development and the implementation of projects.

Ken earned his Ph.D. from Delft University of Technology in The Netherlands, with a focus on Technical Services and Project Implementation. He is a member of the Professional Engineers of Ontario, and a Fellow of The Canadian Institute of Mining, Metallurgy & Petroleum. The Institute awarded Ken in 1999 the Airey Award and in 2001 the Selwyn G. Blaylock Medal for advancement in international mine design.

KINROSS

James Crossland

Executive Vice-President, External Relations and Corporate Responsibility



James Crossland joined Kinross in May 2007 as Senior Vice President, Government Relations & Corporate Affairs. In September 2009, he was appointed to the newly-created position of Executive Vice President, External Relations & Corporate Responsibility.

James joined Kinross with over 20 years of experience in the areas of government and public relations, public affairs and marketing communications. He has served as a senior executive at several international communications groups, with roles in client servicing, mergers, acquisitions and business operations in Canada, the United States and United Kingdom. Prior to joining Kinross, Mr. Crossland was Executive Vice-President of the Cossette Communication Group Inc.

KINROSS

Lisa J. Colnett

Senior Vice-President, Human Resources and Corporate Services



Lisa was appointed Senior Vice-President, Human Resources and Corporate Services, in November 2008. She joined Kinross from Celestica Inc., where she most recently held the position of Senior Vice-President, Human Resources. As one of Celestica's founding executives, she held a number of senior roles with the organization, including President, Memory Division and Chief Information Officer. Prior to joining Celestica, Lisa spent 13 years in manufacturing and operations at IBM Canada. She holds an Honours B.A. in Business Administration from The Richard Ivey School of Business at the University of Western Ontario.

KINROSS

53

Dr. Glen Masterman

Vice-President, Exploration & Chief Geoscientist



Glen Masterman joined Kinross in August 2007 as Vice President, Exploration & Chief Geoscientist with responsibility for Kinross' worldwide exploration activities. Previously he was General Manager Exploration for Bolnisi Gold, an Australian junior company that discovered and developed the Palmarejo silver and gold mine in northern Mexico. He commenced his career in Western Australia with WMC Resources and later joined companies such as Goldfields Exploration Ltd and Placer Dome Asia Pacific. Dr. Masterman graduated with a B.Sc.(Honours) from the University of Melbourne and earned his PhD from the University of Tasmania.

Dr Masterman's experience encompasses leadership of senior and junior resource company exploration teams in various geographic and metallogenic terranes including Canada, USA, Mexico, Chile, Argentina, Ecuador, Brazil, Russia, and Australia. He has been responsible for development and execution of company-wide exploration strategies, technical and commercial prioritization of exploration opportunities and leadership in exploration and mining geosciences.

Prior to exploration leadership roles, Dr Masterman spent 10 years in technical supervision of resource definition programs, project exploration (e.g., geochemical, geophysical and mapping surveys), target generation and remote field exploration operations in Australia and Latin America.

KINROSS

54

Rob Henderson

Senior Vice-President, Technical Services



Rob Henderson is currently Senior Vice President Technical Services with Kinross Gold Corporation, where he is responsible for strategic mine planning, mineral resource and reserve estimation and operations excellence, including continuous improvement programmes and best practice implementation.

Rob Henderson is an engineer with over 26 years experience in mining, both in operations and in consulting. He is a registered Professional Engineer in Ontario and has degrees in Chemical Engineering and a Masters in Business Administration from the University of Cape Town.

His mining career began in South Africa where he quickly progressed to Senior Plant Metallurgist in the Rand Mines group. After completing his MBA, he joined De Beers in Johannesburg as Assistant Head of Technical Services. Following almost eight years at operating mines in South Africa, Rob relocated to Vancouver, Canada in 1994 and spent ten years with Kilborn and Hatch managing detailed engineering designs, feasibility studies, due diligence audits and technical reviews. Rob Henderson joined Kinross in 2004 as Manager, Metallurgy and Mineral Processing.

Endnotes

1) Production guidance for 2010 reflects Kinross' standalone production forecast pro forma the acquisition of Red Back Mining. For more information on Kinross' production and cost outlook for 2010, please refer to the news releases dated January 14, 2010 and May 4, 2010, available on our website at www.kinross.com. For more information on the 2010 production outlook for the assets acquired through the combination with Red Back, please refer to the news releases dated July 21, 2010 and August 3, 2010, available as Red Back documents on SEDAR at www.sedar.com.
2) Pro forma proven and probable mineral reserves reflect Kinross' Mineral Reserve and Mineral Resource Statement as at December 31, 2009, contained in our news release dated January 28, 2010, adjusted to reflect the sale of half of Kinross' 50% interest in the Cerro Casale project to Barrick in March 2010. For historical reserve and resource information, refer to Kinross' public filings, available on our website. "Current Red Back" Proven and Probable Mineral Reserves reflect Red Back's Mineral Reserve and Mineral Resource statement as at December 31, 2009, adjusted to reflect updates in 2010. Please refer to the Red Back 2009 Annual Information Form and the Red Back news releases dated February 1, 2010, March 1, 2010, July 19, 2010 and September 7, 2010, which are available as Red Back documents on SEDAR at www.sedar.com. For historical mineral reserve and mineral resource relating the Tasiast and Chirano properties, please refer to Red Back's public filings, available under Red Back's profile on SEDAR.
3) Unless otherwise stated, all cash flow and cash flow per share figures in this presentation are adjusted operating cash flow. Adjusted net earnings and operating cash flow figures are non-GAAP financial measures which are meant to provide additional information and should not be used as a substitute for performance measures prepared in accordance with GAAP. For more information about these non-GAAP financial measures, and a reconciliation of these non-GAAP financial measures for the three and six months ended June 30, 2009 and June 30, 2010, please refer to the press release dated August 4, 2010, available on our website at www.kinross.com under the heading "Reconciliation of non-GAAP financial measures". Comparative figures for the periods 2004 to 2008 represent cash flow from operating activities adjusted for changes in working capital only. Prior to the three and six months ended December 31, 2009, the Company did not prepare a reconciliation of adjusted operating cash flow, and readers should refer to the Company's financial statements and Management's Discussion and Analysis for the applicable periods for additional financial Management s information prepared in accordance with GAAP.
4) Cost of sales margin is defined as the average realized price of gold less attributable cost of sales per ounce.
5) Mineral reserve and mineral resources for the Tasiast mineral property reflects Red Back's mineral reserve and mineral resource statement as at December 31, 2009, adjusted to reflect updates in 2010. Please refer to Red Back 2009 Annual Information Form and the Red Back news releases dated February 1, 2010, March 1, 2010, July 19, 2010 and September 7, 2010, available as Red Back documents on SEDAR at www.sedar.com
6) Under National Instrument 43-101 *Standards of Disclosure for Mineral Projects* (NI 43-101), these potential tonnage and grade estimates are conceptual in nature, as there has been insufficient exploration to define a mineral resource, and it is uncertain if further exploration will result in the targeted deposit being delineated as a mineral resource. Please refer to news release dated September 7, 2010, available on our website at www.kinross.com
7) Mineral reserve and mineral resource data for the Chirano mineral property reflects Red Back's mineral reserve and mineral resource statement as at December 31, 2009, and excludes Paboase update contained in the Red Back news release dated July 19, 2010. For more information, please refer to the Red Back 2009 Annual Information Form, available as a Red Back document at www.sedar.com.