**Kinross' Friendly Combination with Red Back**
National Bank Sales Desk Presentation
September 7, 2010

KINROSS

RED BACK MINING INC

# Delivering Disciplined Growth



## Kinross' Friendly Combination with Red Back Mining Inc.

September 7, 2010

## Cautionary Statement on Forward-Looking Information

All statements, other than statements of historical fact, contained or incorporated by reference in this presentation, including any information as to the future financial or operating performance of Kinross, constitute "forward-looking information" or "forward-looking statements" within the meaning of certain securities laws, including the provisions of the Securities Act (Ontario) and the provisions for "safe harbour" under the United States Private Securities Litigation Reform Act of 1995 and are based on reviewed harbour expectations, estimates and projections as of the date of this presentation. Forward-looking statements include, without limitation, possible events, opportunities, statements with respect to possible events or opportunities, the future price of gold and silver, the estimation of mineral reserves and resources and the realization of such estimates, the timing and amount and costs of estimated future production, expected capital expenditures, development and mining activities, permitting time lines, currency fluctuations, requirements for additional capital, government regulation, environmental risks, unanticipated reclamation expenses, title disputes or claims. The words "plan", "expects", "does not expect", "is expected", "budget", "scheduled", "estimates", "forecasts", "targets", "opportunity", "intends", "anticipates", "does not anticipate", or "believes", or variations of such words and phrases or statements that certain actions, events or results "may", "could", "would", "should", "might", or "will be taken", "occur", or "be achieved" and similar expressions identify forward-looking statements. Forward-looking statements are necessarily based upon a number of estimates and assumptions that, while considered reasonable by Kinross as of the date of such statements, are inherently subject to significant business, economic and competitive uncertainties and contingencies. The estimates and assumptions of Kinross contained in this presentation, which may prove to be incorrect, include, but are not limited to, the various assumptions set forth herein, as well as: (1) that Kinross will complete the proposed business combination transaction with Red Back in accordance with the terms and conditions of the arrangement agreement (the "Arrangement"); (2) the accuracy of management's assessment of the effects of the successful completion of the Arrangement; (3) the accuracy of Kinross and Red Back's mineral reserve and mineral resource estimates; (4) that Kinross will complete the acquisition of the Dvoinoye deposit; (5) that production at the Dvoinoye deposit will commence in 2013, consistent with management's expectations; (6) that production at each of the Cerro Casale, Fruta del Norte and Lobo Marte properties will commence in 2014, consistent with management's expectations; (7) the accuracy of management's assessments of the growth of gold resources and gold production in West Africa; (8) the viability of the Tasiast and Chirano mines, and the development and expansion of Tasiast and Chirano mines on a basis consistent with Kinross and Red Back's current expectations; and (9) the viability of Red Back's exploration properties and permitting the development and expansion of such properties on a basis consistent with Kinross and Red Back's current expectations. Statements representing management's financial and other outlook have been prepared solely for purposes of expressing their current views regarding the Company's financial and other outlook and may not be appropriate for any other purpose. Many of these uncertainties and contingencies can affect, and could cause, Kinross' actual results to differ materially from those expressed or implied in any forward-looking statement made by, or on behalf of, Kinross. There can be no assurance that forward looking statements will prove to be accurate, as actual results and future events could differ materially from those anticipated in such statements. All of the forward-looking statements made in this presentation are qualified by these cautionary statements and those made in our filings with the securities regulators of Canada and the U.S., including but not limited to those cautionary statements made in the "Risk Factors" section of our most recently filed Annual Information Form, the "Risk Analysis" section of our most recently filed Management's Discussion and Analysis, in the "Statements Regarding Forward-Looking Information " and "Risk Factors" sections of our Management Information Circular dated August 16, 2010 and mailed to Kinross shareholders in connection with the Arrangement, and the "Cautionary Statement on Forward-Looking Information" in our news release regarding the Arrangement dated August 2, 2010, to which readers are referred and which are incorporated by reference in this presentation, and all of which qualify any and all forward-looking statements made in this presentation. These factors are not intended to represent a complete list of the factors that could affect Kinross or the Arrangement or the combined company resulting therefrom. Kinross disclaims any intention or obligation to update or revise any forward-looking statements or to explain any material difference between subsequent actual events and such forward-looking statements, except to the extent required by applicable law.

**Other information**

Where we say "we", "us", "our", the "Company", or "Kinross" in this presentation, we mean Kinross Gold Corporation and/or one or more or all of its subsidiaries, as may be applicable. Where we say Red Back in this presentation, we mean Red Back Mining Inc. and/or one or more or all of its subsidiaries, as may be applicable.

The technical information about the Company's mineral properties contained in this presentation has been prepared under the supervision of Mr. Rob Henderson, an officer of the Company who is a "qualified person" within the meaning of National Instrument 43-101.

**This presentation does not constitute an offer of any securities for sale.**

KINROSS

2

**Kinross' Friendly Combination with Red Back**
National Bank Sales Desk Presentation
September 7, 2010

## High-Growth, Pure-Gold Senior Producer

**Kinross**  + **Red Back** 

=

**A new high-growth, pure-gold senior producer**

KINROSS

3

## High-Growth, Pure-Gold Senior Producer

**Kinross** 

- 8 gold mining operations
- 4 high-quality growth projects
- Financial capacity to build new mines
- Exploration and mine development expertise
- Proven expansion track record

+

**Tasiast & Chirano** 

- Top-quality assets in expanding districts
- Operating mines with significant upside potential through further exploration
- West African operating expertise

=

**A new high-growth, pure-gold senior producer**

- ✓ Pro forma gold production of ~2.6 – 2.7 mm oz Au in 2010 (1,2)
- ✓ High-quality production growth of ~47% to ~3.9 mm oz by 2015 (consensus of pro forma analyst estimates)(3)
- ✓ Exploration focused on highly-prospective gold districts
- ✓ Permitting experience, proven track record and well-established CSR programs
- ✓ Dedicated project development team to expand existing operations and build new mines
- ✓ Combined market capitalization of ~US$18 billion* - listed on TSX and NYSE

KINROSS

** Based on the NYSE closing price on July 30, 2010*
(1) Please refer to endnote #1.
(2) Please refer to endnote #2.
(3) Based on equity analyst consensus. Please refer to endnote #3.

4

**Kinross' Friendly Combination with Red Back**
National Bank Sales Desk Presentation
September 7, 2010

## Summary Transaction Terms

| | |
|---|---|
| **Consideration Offered** | • Implied value of C$30.50 per Red Back common share at the time of announcement<br>• 21% premium based on 20-day volume-weighted average price<br>• Transaction values Red Back at US$7.1 billion(i) |
| **Structure** | • Plan of arrangement unanimously supported by both Boards of Directors and management<br>• 1.778 Kinross common shares and 0.11 of a Kinross warrant per Red Back common share<br>• Warrant has a 4-year term with an exercise price of US$21.30 per share<br>• Tax-deferred roll-over option for Canadian holders of Red Back |
| **Other Terms** | • Red Back directors and senior officers have agreed to voting lock-ups and Kinross will vote its 9.3% interest<br>• Typical conditions including non-solicitation, right-to-match and reciprocal break fees payable(ii)<br>• President & CEO and Chairman of Red Back to join Kinross' Board of Directors |
| **Conditions** | • 66 2/3% Red Back shareholder approval<br>• >50% Kinross shareholder approval<br>• Customary regulatory and court approvals |
| **Indicative Timetable** | • Kinross and Red Back circulars have been mailed<br>• Kinross and Red Back shareholder meetings to be held September 15, 2010 |

KINROSS

(i) On a fully-diluted basis; excludes the warrant consideration and the 9.3% interest already owned by Kinross
(ii) Break fees consist of C$217 mm payable to Kinross or C$250 mm payable to Red Back under certain circumstances

5

## Kinross and Red Back: A Winning Combination

- **Red Back's unique assets complement Kinross' skill set and portfolio**
  - Tasiast is a world-class growth asset in a new fast-growing gold district
  - Kinross has the experience and financial strength to optimize Red Back's assets
- **Enhanced growth profile at Kinross drives superior investment proposition**
  - Pure-gold producer with a strong track record of delivering value
  - High-quality production growth of ~47% to ~3.9 mm oz by 2015 (pro forma consensus estimates)(3)
  - Accelerated cash flow growth from high-margin assets
- **Combined company is greater than the sum of the parts**
  - Assets and skill sets are complementary, resulting in enhanced value-creation opportunities for shareholders
  - Kinross expertise and development teams can accelerate development of Tasiast
  - Combination is expected to be accretive to NAV and will be strongly accretive to CFPS once the Tasiast plant is complete

KINROSS

(3) Based on equity analyst consensus. Please refer to endnote #3.

6

**Kinross' Friendly Combination with Red Back**
National Bank Sales Desk Presentation
September 7, 2010

## Focused in the Best Gold Districts

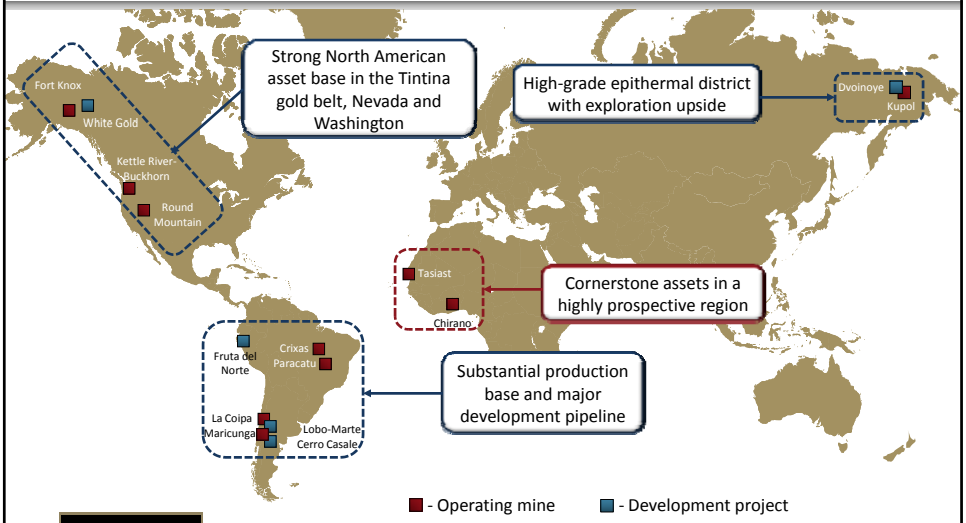


KINROSS

7

## Strongly Enhances Existing Growth Profile

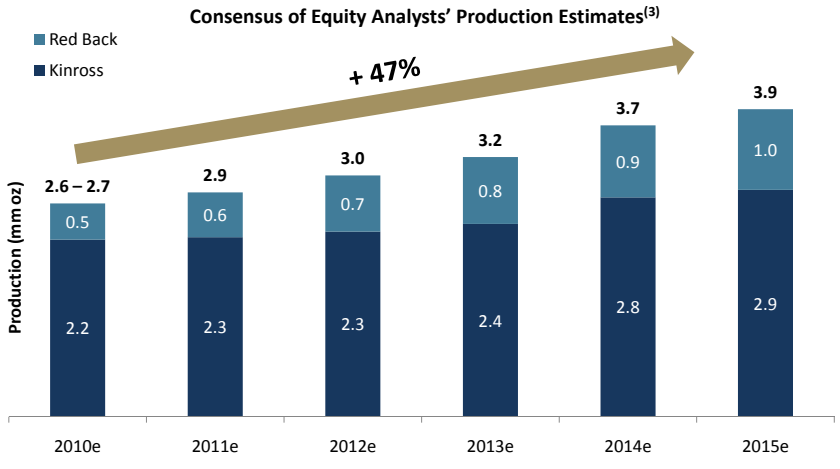


KINROSS

(3) Based on equity analyst consensus. Please refer to endnote #3.

8

## Extensive Due Diligence by Kinross

- Multiple site visits to Tasiast and Chirano by Kinross geologists, engineers, members of the executive team and Board of Directors
- Independent analysis conducted by Kinross includes:
  - Metallurgical testing
  - Modeling of options for optimal mining and processing scenarios
  - Twinning of drill holes
- Received third party opinions on the geologic potential, mining operations and engineering of expansion scenarios
- Fairness opinions from four leading financial institutions



KINROSS

9

## What Red Back Adds to Kinross

- Two well-established gold mines in West Africa
  - 2010e gold production of 445k oz to 465k oz[(2)]
  - Growth potential to 1 mm oz of annual production by 2015 based on analyst consensus estimates[(3)]
- Significant exploration upside:
  - Only 8 km out of 70 km of strike length has been explored at Tasiast
- ~US$730 million in cash[(4)]
- Cash flow growth and leverage to gold price
- Well-respected management team with proven West African experience

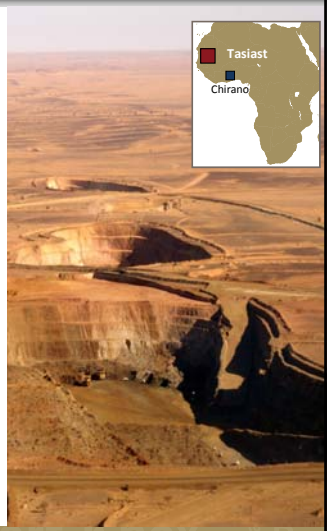


KINROSS

(2) Please refer to endnote #2.
(3) Based on equity analyst consensus. Please refer to endnote #3.
(4) Please refer to endnote #4.

10

# Continued resource growth at Tasiast

- Red Back's updated mineral resource estimate confirms Kinross' view of Tasiast's potential
- Since December 2009(5):
  - M&I gold resources have increased by 2.74 mm oz to 9.25 mm oz – up 42%
  - Inferred resources have increased by 0.63 mm oz to 1.93 mm oz – up 48%

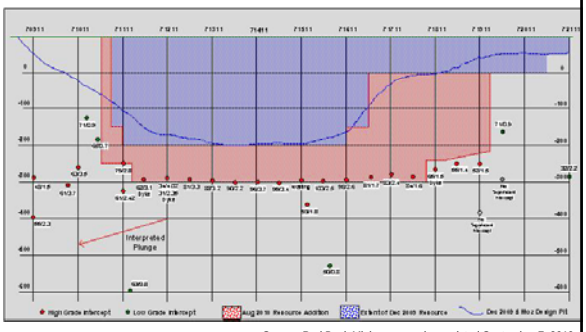


*Source: Red Back Mining news release dated September 7, 2010*

- Approximately 90% of the increase has generated by on-going drilling on the Greenschist Zone at the West Branch deposit

KINROSS

*Resources are stated inclusive of reserves.*
(5) Please refer to endnote #5.

11

# Tasiast: District Potential

- First mine in a highly prospective gold belt
  - Continuity of geology
  - Simple stratigraphy
- Only 8 km of 70 km strike length in unexplored Archean greenstone belt tested to date
  - Multiple untested geochem targets on parallel trends
    - (e.g. Pantaloon)
  - 6,300 km$^2$ contiguous land position held by Red Back
- No serious gold competitors in the district or country

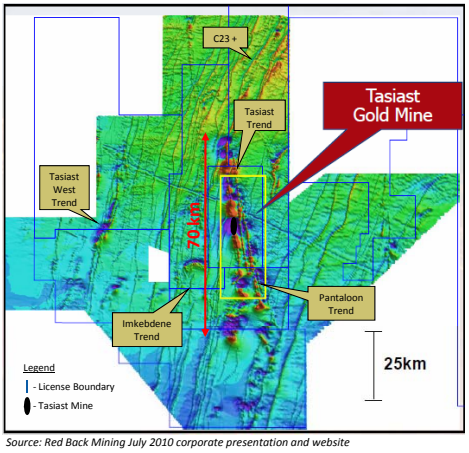


*Source: Red Back Mining July 2010 corporate presentation and website*

KINROSS

12

# Tasiast: District Upside

- Kinross' preliminary estimate, based on 6 months of extensive geological and technical due diligence:
  - 350 – 425 million tonnes grading 1.5 – 1.8 g/t Au*
- The Greenschist Zone is characterized by consistently thick intervals average ~60 to 100 m wide, grading 1.5 – 3.0 g/t
- Geological modeling by Kinross indicates that the zone plunges south – consistent with mineralization in other ore bodies mined along the 8 km Tasiast deposit
- Kinross believes that gold mineralization will continue laterally and at depth in the same direction
- Geologic architecture is analogous to trap sites for major gold deposits in similar greenstone belt settings – ie. Kalgoorlie, Timmins

KINROSS

*Under National Instrument 43-101 Standards of Disclosure for Mineral Projects (NI 43-101), these potential tonnage and grade estimates are conceptual in nature, as there has been insufficient exploration to define a mineral resource, and it is uncertain if further exploration will result in the targeted deposit being delineated as a mineral resource.

13

# District Potential – 82 x 25 km Archean Greenstone Belt

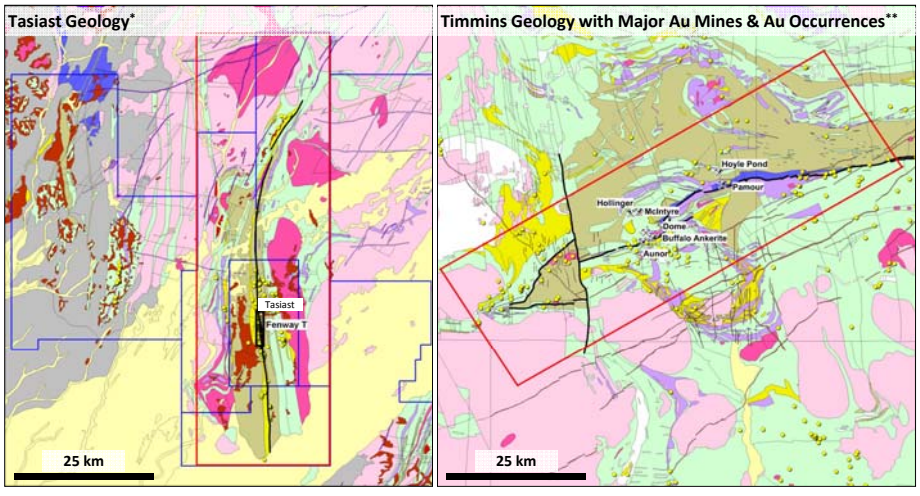


KINROSS

*Source: Red Back Mining February 2010 Technical Presentation, available on Red Back's website.
**Source: Ontario Geological Survey

## No Geographic Constraints to Expansion




15

## Kinross' Expansion Plans for Tasiast

- Kinross development program for Tasiast currently envisions:
  - Construction of a new mill, increasing capacity from 10k tpd currently to 60k tpd
  - Larger mining fleet, tailored to scale of the expanded operation
  - Expected to be complete within 36 months; new mill to start-up in Q4 2013
- After closing, Kinross will leverage its experienced Project Development teams to:
  - Accelerate exploration program
    - Kinross to significantly increase the number of drill rigs at Tasiast
    - In-fill and step out drilling to delineate higher grade at depth
    - Q3 2010 – update on exploration activities / progress
    - February 2011 - update to NI 43-101 reserve and resource statement
  - Fast-track engineering and project development work
    - Scoping study – December 2010
    - Feasibility study - July 2011
  - Commence community relations and permitting activities

KINROSS

16

## Immediate Benefit to Red Back Shareholders

| | |
|---|---|
| Value Creation | • Premium of 21% to the pre-announcement market price - based on 20-day VWAP<br>• Continued participation in asset potential through Kinross share ownership<br>• Superior leverage to gold through a pure-play producer |
| Diversification | • Exposure to Kinross' balanced project portfolio of 8 operating mines<br>• Tasiast and Chirano complement Kinross' future growth from its portfolio of 4 high-quality projects |
| Benefit from Kinross Expertise | • Seasoned exploration and development team with proven track record<br>• Combination brings stronger financial and technical platform to realize full potential of Red Back's assets<br>• Kinross track record of successful acquisition integration |
| Broadened Investor Base | • Fifth-largest global gold producer by market capitalization<br>• Greater access to capital markets<br>• Improved trading liquidity and NYSE exposure |

KINROSS

17

## Immediate Benefit to Kinross Shareholders

| | |
|---|---|
| Enhanced Growth | • Investment in world-class assets in fast-growing gold region<br>• Accelerates Kinross' growth profile<br>• Immediate production contribution with superior longer-term growth potential<br>• Combined gold production of ~3.9 million ounces by 2015 (analyst consensus)[3] |
| Unlocking Value | • Further value-creation through accelerated exploration and asset expansion<br>• Increased leverage to gold price through acquisition of pure-play gold producer<br>• Accelerated cash flow growth |
| Entry into West Africa via High-Growth Assets | • Entry into an under-explored region with district-scale potential<br>• Acquiring premier assets in an expanding region<br>• Red Back management team with extensive West African experience |

KINROSS

(3) Based on equity analyst consensus. Please refer to endnote #3.

18

## Valuation



KINROSS



## National Bank: P / NAV

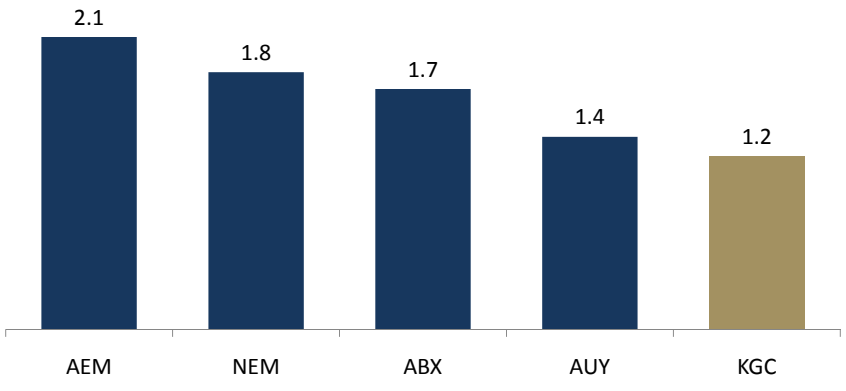


KINROSS

*Source: National Bank Financial Research – September 1, 2010*

## National Bank: P / 2011e CFPS

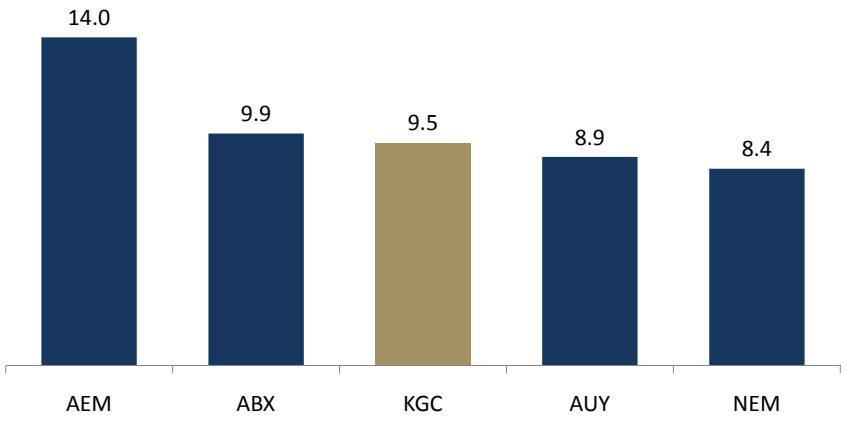


KINROSS

*Source: National Bank Financial Research – September 1, 2010*

21

## Kinross and Red Back: A Winning Combination

- Transformational combination driven by world-class producing assets, expansion opportunities and development projects
- Accelerates Kinross' growth as a pure-play senior gold producer
- Creates stronger technical and financial platform to realize full potential of Red Back's assets
- Premium offer provides immediate value-creation and risk-diversification for Red Back shareholders
- Red Back shareholders benefit from Kinross' track record of delivering value
- Expected to be accretive to NAV and strongly accretive to CFPS once assets reach their full potential

KINROSS

22

# Appendix



KINROSS



# Kinross Overview

| Market Snapshot* | | |
|---|---|---|
| Share Price | *(C$)* | $18.11 |
| Share Price | *(US$)* | $17.43 |
| Shares Outstanding | *(mm)* | 704 |
| **Market Capitalization** | ***(US$mm)*** | **$12,268** |
| Cash** | *(US$mm)* | ($720) |
| Debt | *(US$mm)* | $711 |
| Minority Interest | *(US$mm)* | $180 |
| Investments | *(US$mm)* | ($1,353) |
| **Enterprise Value** | ***(US$mm)*** | **$11,087** |

| Market Trading Data* | | |
|---|---|---|
| 52-Week High | *(C$)* | $25.22 |
| 52-Week Low | *(C$)* | $14.00 |
| 20-Day VWAP | *(C$)* | $16.74 |
| Average Daily Volume (YTD) | *(000's)* | 6,035 |

* Market data shown as of September 3, 2010. Kinross balance sheet as of June 30, 2010 as per the Kinross Management Information Circular dated August 16, 2010.
** Cash includes cash & equivalents and restricted cash

**Company Overview**

- Pure play senior gold producer
- 8 gold mining operations, 4 high-quality growth projects
- Financial capacity to build new mines
- Exploration and mine development expertise
- Proven expansion track record
- Toronto-based, NYSE and TSX-listed
- 5,500 employees globally

**Analyst Consensus Operating Metrics(1,3)**

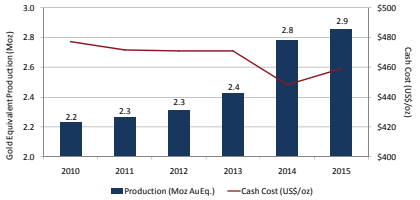


KINROSS

*Source: Bloomberg, company disclosure, analyst consensus (ThomsonOne)*
(1) Please refer to endnote #1.
(3) Based on equity analyst consensus. Please refer to endnote #3.

# Red Back Overview

| Market Snapshot* | | |
|---|---|---|
| Share Price | *(C$)* | $30.60 |
| Share Price | *(US$)* | $29.39 |
| Shares Outstanding | *(mm)* | 257 |
| **Market Capitalization** | ***(US$mm)*** | **$7,544** |
| Cash** | *(US$mm)* | ($732) |
| Debt | *(US$mm)* | -- |
| Minority Interest | *(US$mm)* | $4 |
| Investments | *(US$mm)* | -- |
| **Enterprise Value** | ***(US$mm)*** | **$6,815** |

| Market Trading Data* | | |
|---|---|---|
| 52-Week High | *(C$)* | $31.93 |
| 52-Week Low | *(C$)* | $10.96 |
| 20-Day VWAP | *(C$)* | $29.07 |
| Average Daily Volume (YTD) | *(000's)* | 2,628 |

* Market data shown as of September 3, 2010 and based on the Bank of Canada noon rate of 1.0411 C$/US$. Red Back balance sheet as of June 30, 2010 as per the Kinross Management Information Circular dated August 16, 2010.
** Cash includes cash & equivalents and restricted cash

**Company Overview**

- Emerging gold producer with West African operating expertise
- Two operating mines with significant upside potential through further exploration
- Top-quality assets in expanding districts
- Vancouver-based and TSX-listed

**Analyst Consensus Operating Metrics(2,3)**

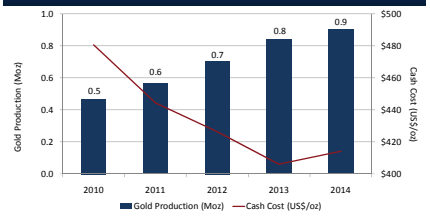


KINROSS

*Source: Bloomberg, company disclosure, analyst consensus (ThomsonOne)*
(2) Please refer to endnote #2.
(3) Based on equity analyst consensus. Please refer to endnote #3.

25

# Red Back: A History of Delivering Resource Growth

- West African intermediate producer with two producing assets
- Continued near-term resource increases anticipated at Tasiast
- Large, underexplored land package in highly prospective, emerging gold district

**History of Delivering Mineral Resource Growth (5)**

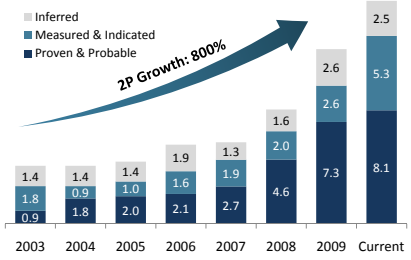


**Asset Overview**




**TASIAST (100%)**

- Open pit gold mine in Mauritania
- First mine in a highly prospective gold district

**CHIRANO (100%)(6)**

- Established open pit / underground gold mine in Ghana

KINROSS

(5) Please refer to endnote #5.
(6) Please refer to endnote #6.

26

# Mining-Friendly Jurisdictions

| | Ghana | Mauritania |
|---|---|---|
| **Political** | • Constitutional democratic republic<br>• Gained independence from Britain in 1957<br>• Seen as a model for political and economic reform in Africa | • Democratic government<br>• Gained independence from France in 1960 |
| **Social** | • English is commonly spoken and US Dollars accepted | • Arabic and French spoken<br>• US Dollar and Euro are commonly accepted |
| **Legal** | • Modern mining law and a well developed public bureaucracy devoted to the industry<br>• Foreign investment code provides same treatment of foreign investors and guarantees capital repatriation | • Government actively promotes mining in the country<br>• Mining laws have been in place since 1977 |
| **Economic** | • Resource based economy with a mining-friendly environment<br>• EIU forecasts that Ghana's economy will grow by 6.0% in 2010<br>• Foreign gold producers operating in country include Gold Fields, Newmont, AngloGold, Golden Star | • Resources are a large component of the economy within a mining-friendly environment<br>• Foreign companies operating in country include Total, Elf Aquitaine, First Quantum and Petronas |

KINROSS



# Red Back – West African Growth Platform

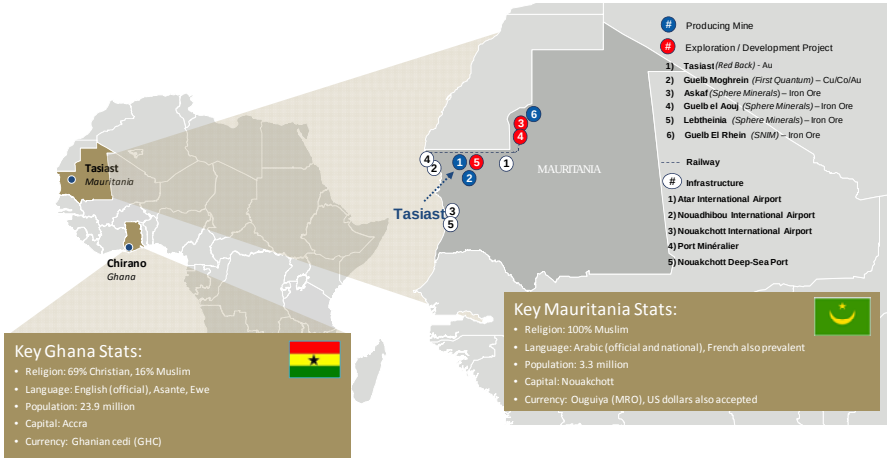


KINROSS

*Source: Company Disclosure, African Economic Outlook, Aircraft Charter World, Metals Economic Group, CIA World Factbook*

# Tasiast - A World-Class Gold Deposit

- Open-pit mine located in Mauritania, ~300 km north of the capital city of Nouakchott
  - Commercial production commenced in January 2008
  - 2.5 Mtpa CIL mill and 4.5 Mtpa dump leach operation
  - 2010e production[(2)]: ~205-215k oz at ~$375-400/oz
  - Road access to mine and small air strip on site
  - Situated in remote, flat, sparsely populated desert
- Highly prospective, underexplored gold belt
  - Only 8 km of 70 km strike length tested
- 3,074 drill holes completed to date (418,073 m)



| | Tonnes (000) | Grade (g/t) | Cont'd Au (mm oz.) |
|---|---|---|---|
| 2P Reserves[(5)] | 115,200 | 1.4 | 5.03 |
| M&I Resources [(5)] | 195,250 | 1.47 | 9.25 |
| Inferred[(5)] | 41,200 | 1.5 | 1.93 |

*Resources are stated inclusive of reserves.*

KINROSS

(2) Please refer to endnote #2.
(5) Please refer to endnote #5.

29

# District Potential at Tasiast

- Property is 70 km x 15 km
- High-potential from the newly discovered Greenschist zone
  - Lies immediately below the currently defined resource
  - Greenschist zone traced over +1.5 km strike, open to north and south and down dip




KINROSS

30

# Chirano - Expanding Gold Mine in Ghana

- Established open-pit and underground mining operation located in Ghana's Western region
- 90% owned by Red Back; Government of Ghana holds a 10% carried interest
- Nine open-pits and two recently-discovered underground deposits
  - Akwaaba in production; Paboase in development
- 2010e production of ~240-250 k oz, expansion potential to ~300-350 k oz by 2013(2)
- Current estimated mine life of 10+ years
  - ~100% resource growth since 2005

| | Tonnes (000) | Grade (g/t) | Cont'd Au (mm oz) |
|---|---|---|---|
| 2P Reserves* | 33,200 | 2.1 | 2.24 |
| M&I Resources* | 41,700 | 2.5 | 3.34 |
| Inferred * | 12,600 | 3.2 | 1.30 |

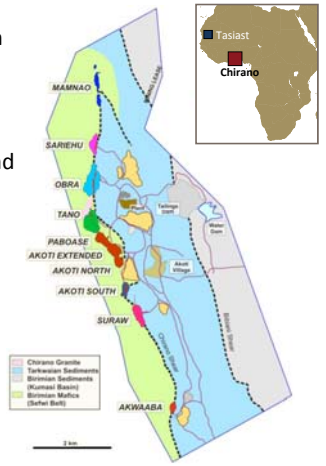


*Source: Red Back Mining July 2010 corporate presentation and website*

KINROSS

(2) Please refer to endnote #2.

**Source: Red Back Mining 2009 Annual Information Form (excludes Paboase update contained in the news release dated July 19, 2010). Resources are stated inclusive of reserves.*



# Chirano - Expansion Potential

- Akwaaba decline continuing - ramping up to 1.2 Mtpa in 2010
- Paboase initial reserve 920 k oz Au - development commenced May 2010
- Exploration upside at depth and along strike - >30km of contiguous strike
  - High grade intercepts encountered under all open-pits
  - Strong grade continuity
- Initial resources at Suraw and Akoti extended
- Priority targets include the Akwaaba-Suraw Gap and Tano

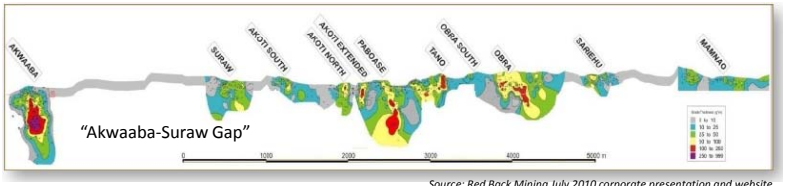


*Source: Red Back Mining July 2010 corporate presentation and website*

KINROSS

**Kinross' Friendly Combination with Red Back**
National Bank Sales Desk Presentation
September 7, 2010

# Pro Forma Kinross - Overview

## Market Snapshot*

| | | |
|---|---|---|
| Share Price | *(C$)* | $16.62 |
| Share Price | *(US$)* | $15.63 |
| Existing Kinross Shares Outstandi | *(mm)* | 704 |
| Shares Issued to Red Back | *(mm)* | 414 |
| Pro Forma Shares Outstanding | *(mm)* | 1,118 |
| **Market Capitalization** | ***(US$mm)*** | **$17,471** |
| Cash ** | *(US$mm)* | ($1,417) |
| Debt | *(US$mm)* | $711 |
| Minority Interest | *(US$mm)* | $184 |
| Investments | *(US$mm)* | ($744) |

* Market data shown as of August 16, 2010. Pro forma Kinross balance sheet as of June 30, 2010 as per the Kinross Management Information Circular dated August 16, 2010.
** Cash includes cash & equivalents and restricted cash

## Company Overview

- Pro forma gold equivalent production of ~2.6 – 2.7 mm oz Au in 2010 (1,3)
- Production growth of ~47% to ~3.9 mm oz by 2015 based on consensus of analyst estimates(3)
- Exploration focused on highly-prospective gold districts
- Permitting experience, proven track record and well-established corporate responsibility (CR) programs
- Dedicated project development team to expand existing operations and build new mines
- Listed on TSX and NYSE

## Analyst Consensus Operating Metrics




KINROSS

** Based on the NYSE closing price on July 30, 2010*
(1) Please refer to endnote #1.
(3) Based on equity analyst consensus. Please refer to endnote #3.

33

# Pro Forma Kinross – Production Metrics

## 2010 Production (3) (Moz)

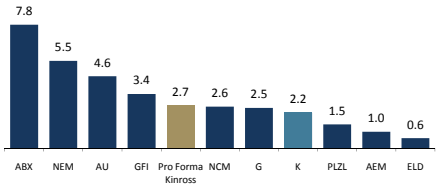


## 2014 Production (Moz)

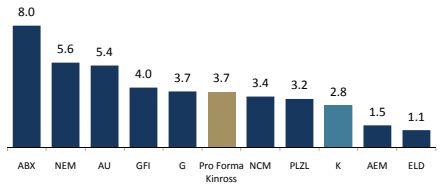


## 2010-2014 Production CAGR (%)

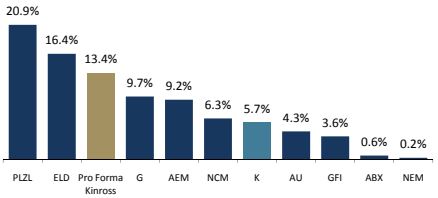


KINROSS

(3) Please refer to endnote #3. 2010 estimate assumes full-year ownership of Red Back by Kinross in 2010.

34

# World's Largest Gold Deposits(i)

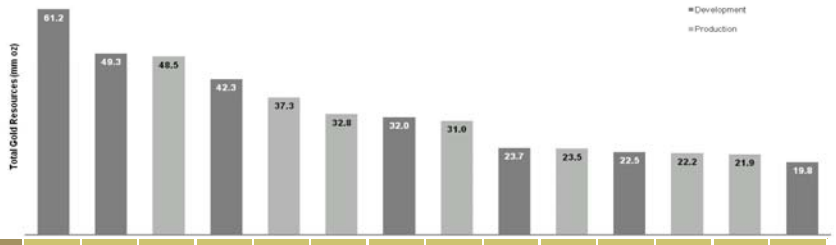


| Mine / Project | Natalka | Kerr-Sulphurets | Lihir Island | Donlin Creek | Nevada Ops. | Obuasi (3) | Pueblo Viejo | Boddington | Pascua Lama | Penasquito | Detour Lake | Nevada Ops. (4) | Cortez | Kibali |
|---|---|---|---|---|---|---|---|---|---|---|---|---|---|---|
| Owner | Polyus (100%) | Seabridge (100%) | Newcrest (5) (100%) | Barrick (50%), NovaGold (50%) | Newmont (100%) | AngloGold (100%) | Barrick (60%), Goldcorp (40%) | Newmont (100%) | Barrick (100%) | Goldcorp (100%) | Detour (100%) | Barrick (100%) | Barrick (100%) | Randgold (45%), AngloG.(45%), GLDRC (10%) |
| Location | Russia | Canada | Papua New Guinea | United States | United States | Ghana | Dominican Republic | Australia | Chile / Argentina | Mexico | Canada | United States | United States | DRC |
| Recent Transaction (2) | NA | Seabridge (2006) | NA | NovaGold (2007) | NA | Ashanti (2004) | Placer Dome (2006) | AngloGold (2009) | NA | Glamis (2003) | Pelangio (2007) | NA | Placer Dome (2006) | Moto (2009) |
| 2009A Production (koz Au) | NA | NA | 853 | NA | 2,005 | 381 | NA | 103 | NA | 90 | NA | 1,360 | 518 | NA |
| Resource grade (g/t) | 1.5 | 0.5 | 2.3 | 2.3 | 1.3 | 6.1 | 2.6 | 0.7 | 1.8 | 0.4 | 1.0 | 5.9 | 2.6 | 3.4 |

KINROSS

(1) Excludes: Deposits in South Africa, owned/controlled by a government, and porphyries.
(2) Since 2003.
(3) Includes Carlin, Phoenix, Twin Creeks, Midas, and 25% of Turquoise Ridge.
(4) Includes Goldstrike (Betze-Post, Meikle, and Rodeo) and 75% of Turquoise Ridge.
(5) Newcrest announced on August 23, 2010 that shareholders approved the takeover of Lihir by Newcrest.

35

# Endnotes

1) For more information on Kinross' production and cost outlook for 2010, please refer to the news releases dated January 14, 2010 and May 4, 2010, available on our website at www.kinross.com

2) For more information on Red Back's production outlook for 2010, please refer to the news releases dated July 21, 2010 and August 3, 2010, available on Red Back's website at www.redbackmining.com

3) Based on a consensus of equity analysts' gold production estimates for Kinross and/or Red Back, as of August 1, 2010.

4) Red Back's cash and cash equivalents as at June 30, 2010.

5) Mineral reserve and mineral resources reflect 100% ownership in Red Back's assets. Please refer to Red Back Mining's website for historical mineral reserve and mineral resource information. "Current" mineral reserve and mineral resources reflect Red Back's mineral reserve and mineral resource statement as at December 31, 2009, adjusted to reflect updates in 2010. Please refer to Red Back's website at: www.redbackmining.com/s/ResourcesReserves.asp, and the news releases dated February 1, 2010, March 1, 2010, July 19, 2010 and September 7, 2010, available on its website at www.redbackmining.com. Tasiast was acquired by Red Back in 2007, and historical mineral reserve and mineral resource information has been updated to reflect acquisitions.

6) The Government of Ghana has a right to acquire a free 10% carried interest in the company holding the Chirano property.

KINROSS

36

## Cautionary Note to Shareholders in the United States

Information in this presentation, including the documents incorporated by reference herein, has been prepared in accordance with the requirements of securities laws in effect in Canada, which differ from the requirements of United States securities laws. Without limiting the foregoing, this presentation, including the documents incorporated by reference herein, uses terms such as "indicated mineral resources" and "inferred mineral resources". United States investors are advised that, while such terms are recognized and required by Canadian securities law, the SEC does not recognize them. Under United States standards, mineralization may not be classified as a "reserve" unless the determination has been made that the mineralization could be economically and legally produced or extracted at the time the reserve determination is made. United States investors are cautioned not to assume that all or any part of indicated mineral resources will ever be converted into reserves. Further, "inferred mineral resources" have a great amount of uncertainty to their existence and as to whether they can be mined legally or economically. It cannot be assumed that all or any part of "inferred mineral resources" will ever be upgraded to a higher category. Therefore. United States investors are also cautioned not to assume that all or any part of the inferred resources exist, or that they can be mined legally or economically. Accordingly, information concerning descriptions of mineralization and resources contained in this presentation or in the documents incorporated by reference, may not be comparable to information made public by United States companies subject to the reporting and disclosure requirements of the SEC. National Instrument 43-101 – Standards of Disclosure for Mineral Project ("NI 43-101") is a rule developed by the Canadian Securities Administrators which establishes standards for all public disclosure an issuer makes of scientific and technical information concerning mineral projects. Unless otherwise indicated, all mineral reserve and mineral resource estimates contained in or incorporated by reference in this presentation have been prepared in accordance with NI 43-101 and the Canadian Institute of Mining, Metallurgy and Petroleum Classification System. These standards differ significantly from the requirements of the U.S. Securities and Exchange Commission ("SEC"), and mineral reserve and mineral resource information contained herein and incorporated by reference herein may not be comparable to similar information disclosed by United States companies.

**Other information**

This presentation does not constitute an offer of any securities for sale.

KINROSS

37