Delivering Disciplined Growth



Bank of America Merrill Lynch 16th Annual Canada Mining Conference

Toronto, ON

September 9-10, 2010

KINROSS

Cautionary Statement on Forward-Looking Information

All statements, other than statements of historical fact, contained or incorporated by reference in this presentation, including any information as to the future financial or operating performance of Kinross, constitute "forward-looking information" or "forward-looking statements" within the meaning of certain securities laws, including the provisions of the Securities Act (Ontario) and the provisions for "safe harbour" under the United States Private Securities Litigation Reform Act of 1995 and are based on reviewed harbour expectations, estimates and projections as of the date of this presentation. Forward-looking statements include, without limitation, possible events, opportunities, statements with respect to possible events or opportunities, the future price of gold and silver, the estimation of mineral reserves and resources and the realization of such estimates, the timing and amount and costs of estimated future production, expected capital expenditures, development and mining activities, permitting time lines, currency fluctuations, requirements for additional capital, government regulation, environmental risks, unanticipated reclamation expenses, title disputes or claims. The words "plan", "expects", "does not expect", "is expected", "budget", "scheduled", "estimates", "forecasts", "targets", "opportunity", "intends", "anticipates", "does not anticipate", or "believes", or variations of such words and phrases or statements that certain actions, events or results "may", "could", "would", "should", "might", or "will be taken", "occur", or "be achieved" and similar expressions identify forward-looking statements. Forward-looking statements are necessarily based upon a number of estimates and assumptions that, while considered reasonable by Kinross as of the date of such statements, are inherently subject to significant business, economic and competitive uncertainties and contingencies. The estimates and assumptions of Kinross contained in this presentation, which may prove to be incorrect, include, but are not limited to, the various assumptions set forth herein, as well as: (1) that Kinross will complete the proposed business combination transaction with Red Back in accordance with the terms and conditions of the arrangement agreement (the "Arrangement"); (2) the accuracy of management's assessment of the effects of the successful completion of the Arrangement; (3) the accuracy of Kinross and Red Back's mineral reserve and mineral resource estimates; (4) that Kinross will complete the acquisition of the Dvoinoye deposit; (5) that production at the Dvoinoye deposit will commence in 2013, consistent with management's expectations; (6) that production at each of the Cerro Casale, Fruta del Norte and Lobo Marte properties will commence in 2014, consistent with management's expectations; (7) the accuracy of management's assessments of the growth of gold resources and gold production in West Africa; (8) the viability of the Tasiast and Chirano mines, and the development and expansion of Tasiast and Chirano mines on a basis consistent with Kinross and Red Back's current expectations; and (9) the viability of Red Back's exploration properties and permitting the development and expansion of such properties on a basis consistent with Kinross and Red Back's current expectations. Statements representing management's financial and other outlook have been prepared solely for purposes of expressing their current views regarding the Company's financial and other outlook and may not be appropriate for any other purpose. Many of these uncertainties and contingencies can affect, and could cause, Kinross' actual results to differ materially from those expressed or implied in any forward-looking statement made by, or on behalf of, Kinross. There can be no assurance that forward looking statements will prove to be accurate, as actual results and future events could differ materially from those anticipated in such statements. All of the forward-looking statements made in this presentation are qualified by these cautionary statements and those made in our filings with the securities regulators of Canada and the U.S., including but not limited to those cautionary statements made in the "Risk Factors" section of our most recently filed Annual Information Form, the "Risk Analysis" section of our most recently filed Management's Discussion and Analysis, in the "Statements Regarding Forward-Looking Information " and "Risk Factors" sections of our Management Information Circular dated August 16, 2010 and mailed to Kinross shareholders in connection with the Arrangement, and the "Cautionary Statement on Forward-Looking Information" in our news release regarding the Arrangement dated August 2, 2010, to which readers are referred and which are incorporated by reference in this presentation, and all of which qualify any and all forward-looking statements made in this presentation. These factors are not intended to represent a complete list of the factors that could affect Kinross or the Arrangement or the combined company resulting therefrom. Kinross disclaims any intention or obligation to update or revise any forward-looking statements or to explain any material difference between subsequent actual events and such forward-looking statements, except to the extent required by applicable law.

Other information

Where we say "we", "us", "our", the "Company", or "Kinross" in this presentation, we mean Kinross Gold Corporation and/or one or more or all of its subsidiaries, as may be applicable. Where we say Red Back in this presentation, we mean Red Back Mining Inc. and/or one or more or all of its subsidiaries, as may be applicable.

The technical information about the Company's mineral properties contained in this presentation has been prepared under the supervision of Mr. Rob Henderson, an officer of the Company who is a "qualified person" within the meaning of National Instrument 43-101.

This presentation does not constitute an offer of any securities for sale.

Kinross' Evolution

Kinross Yesterday

- Non-operated JVs
- Various geographies
- $154 mm cash flow ('04)
- $54 mm cash on hand
- $2.4 bn market cap
- Margin : $161/oz. ('04)

Kinross Today

- 8 operating mines
- Focus in core regions
- $937.2 mm cash flow ('09)
- ~$695 mm cash on hand*
- $12.0 bn market cap
- Margin: $530/oz. ('09)
- Proven track record
- Investment strategy

Kinross Tomorrow

Next wave of growth through project development

2011 - 2012

- 3rd ball mill at Paracatu
- Maricunga Expansion
- Dvoinoye

2013 – 2015+

- Tasiast Expansion**
- Lobo-Marte
- Fruta del Norte
- Cerro Casale
- White Gold

KINROSS

*As at June 30, 2010.
** Subject to the completion of the Kinross-Red Back combination announced August 2, 2010

Q2 2010 Results



(in millions, except ounces and per share amounts)	Q2'09	Q2'10	% Change
Gold equivalent production (1) (ounces)	560,479	538,270	-4%
Gold equivalent sales (1) (ounces)	583,607	551,958	-5%
Revenue	$598.1	$696.6	16%
Adjusted operating cash flow (4,5)	$227.1	$271.4	20%
per share	$0.33	$0.39	18%
Adjusted net earnings (5)	$84.3	$113.1	34%
per share	$0.12	$0.16	33%

KINROSS

(1) Please refer to endnote #1.
(2) Please refer to endnote #2.
(3) Please refer to endnote #3.
(4) Please refer to endnote #4.
(5) Please refer to endnote #5.

Growing Cash Flow per Share

- Record high operating cash flow[5] in 2009 (+35% vs. 2008)
- 5-yr CAGR: 25%

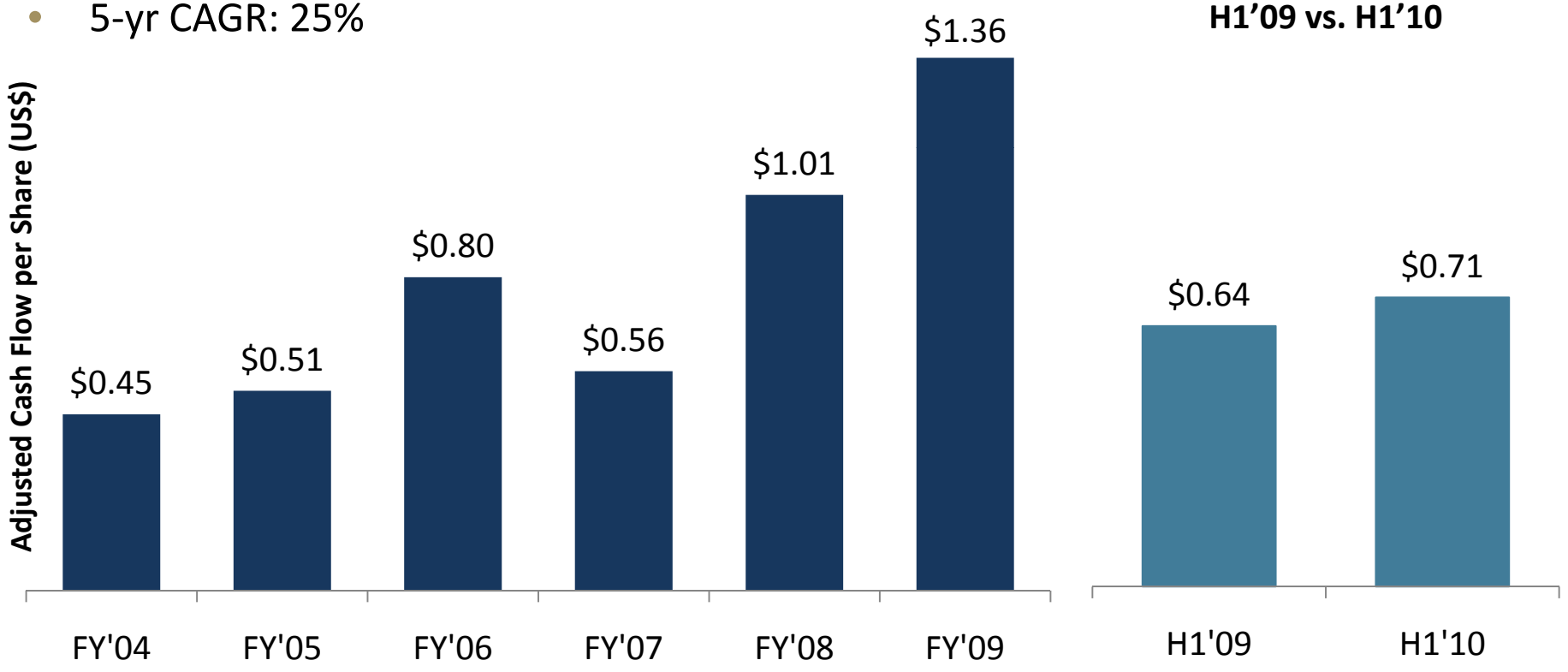

KINROSS

(4) Please refer to endnote #5.

Paracatu Continues to Perform Ahead of Plan

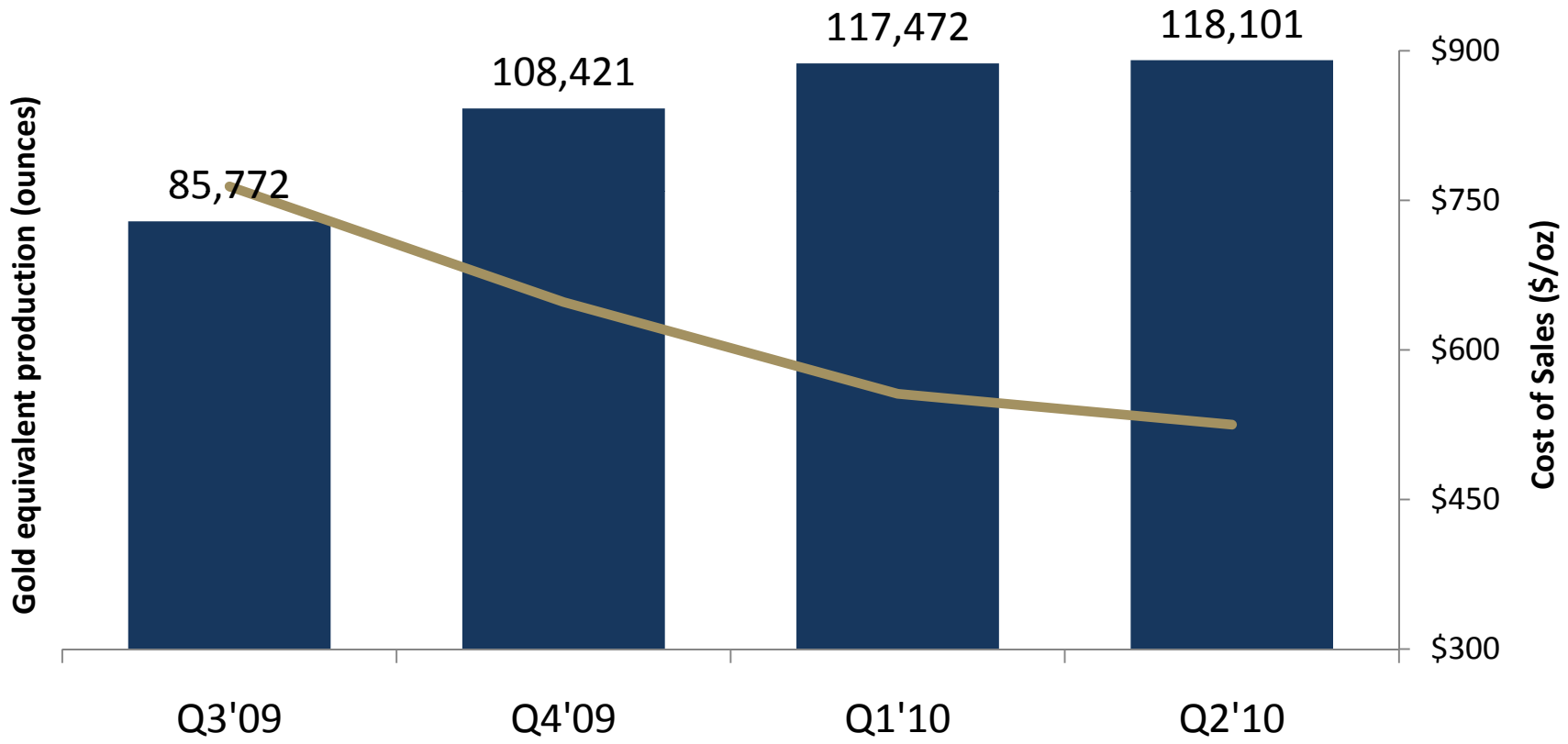

KINROSS

Completed Acquisition of Dvoinoye, Russia

- Acquiring 100% of the Dvoinoye deposit and Vodorazdelnaya concession
  - Transaction closed August 2010
- Initiated construction of an all-weather road
- Constructed a temporary camp
- Selected engineering firm to commence concept and pre-feasibility studies
- Received government approval for 2010 and 5-year exploration programs
- Spending $5 mm in exploration and $15 mm in development in 2010



KINROSS

Combination with Red Back



A new high-growth, pure-gold senior producer

KINROSS

Major Gold Discoveries: 1997-2008

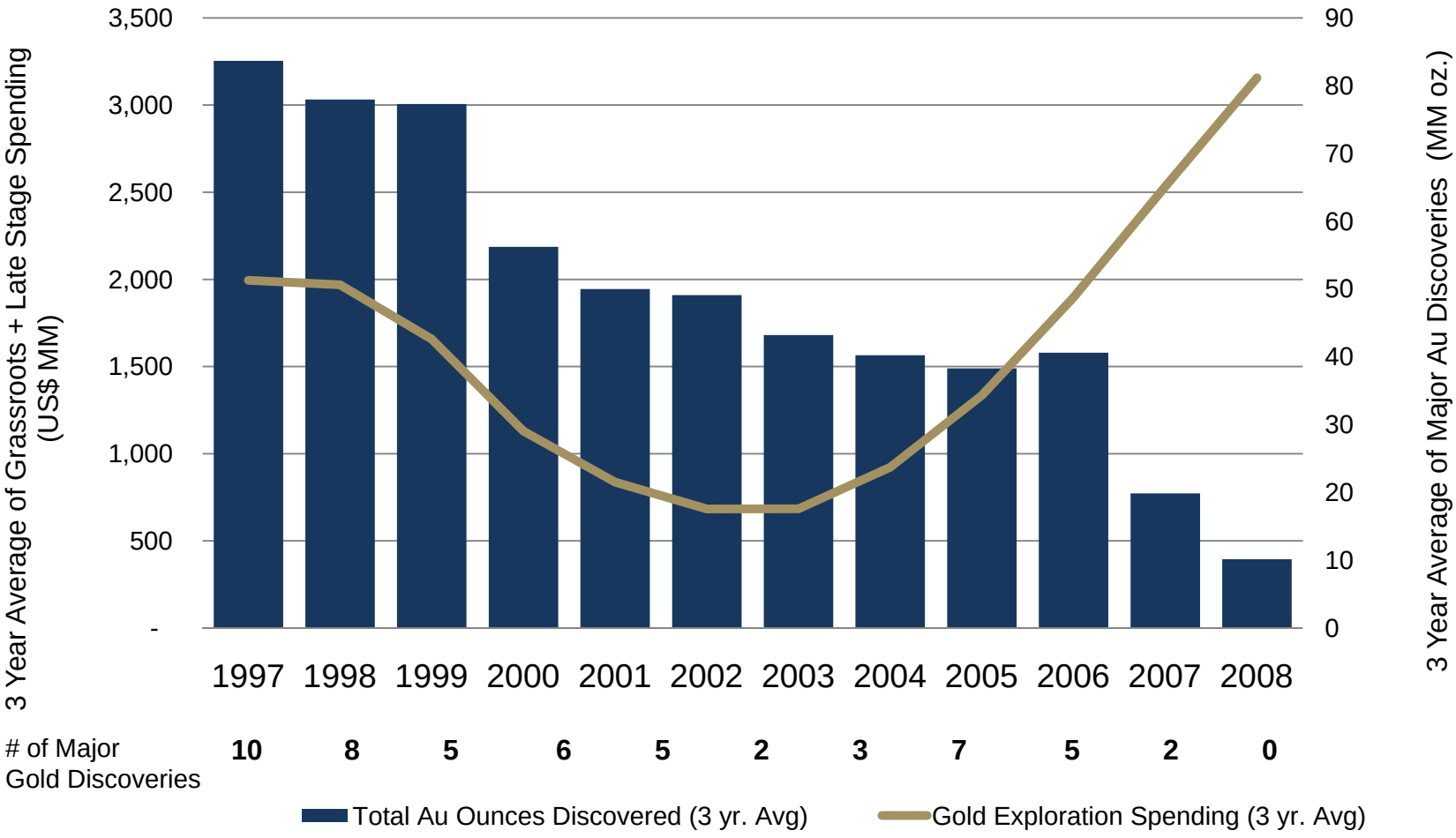

KINROSS

Source: Metals Economics Group and Company estimates

High-Growth, Pure-Gold Senior Producer

Kinross  + **Red Back** 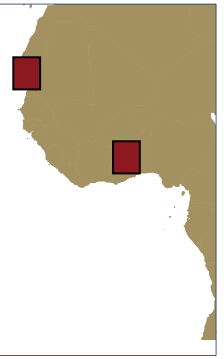

=

A new high-growth,
pure-gold senior producer

KINROSS

High-Growth, Pure-Gold Senior Producer

Kinross



- 8 gold mining operations
- 4 high-quality growth projects
- Financial capacity to build new mines
- Exploration and mine development expertise
- Proven expansion track record

+

Tasiast & Chirano

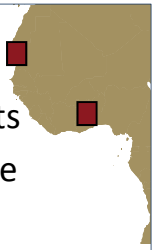

- Top-quality assets in expanding districts
- Operating mines with significant upside potential through further exploration
- West African operating expertise

=

A new high-growth, pure-gold senior producer

- ✓ Pro forma gold production of ~2.6 – 2.7 mm oz Au in 2010 (6,7)
- ✓ High-quality production growth of ~47% to ~3.9 mm oz by 2015 (consensus of pro forma analyst estimates)(8)
- ✓ Exploration focused on highly-prospective gold districts
- ✓ Permitting experience, proven track record and well-established CSR programs
- ✓ Dedicated project development team to expand existing operations and build new mines
- ✓ Combined market capitalization of ~US$18 billion* - listed on TSX and NYSE

KINROSS

** Based on the NYSE closing price on July 30, 2010*

(6) Please refer to endnote #6.
(7) Please refer to endnote #7.
(8) Based on equity analyst consensus. Please refer to endnote #8.

Summary Transaction Terms

Consideration Offered	• Implied value of C$30.50 per Red Back common share at the time of announcement • 21% premium based on 20-day volume-weighted average price • Transaction values Red Back at US$7.1 billion[(i)]
Structure	• Plan of arrangement unanimously supported by both Boards of Directors and management • 1.778 Kinross common shares and 0.11 of a Kinross warrant per Red Back common share • Warrant has a 4-year term with an exercise price of US$21.30 per share • Tax-deferred roll-over option for Canadian holders of Red Back
Other Terms	• Red Back directors and senior officers have agreed to voting lock-ups and Kinross will vote its 9.3% interest • Typical conditions including non-solicitation, right-to-match and reciprocal break fees payable[(ii)] • President & CEO and Chairman of Red Back to join Kinross' Board of Directors
Conditions	• 66 2/3% Red Back shareholder approval • >50% Kinross shareholder approval • Customary regulatory and court approvals
Indicative Timetable	• Kinross and Red Back circulars have been mailed • Kinross and Red Back shareholder meetings to be held September 15, 2010

KINROSS

(i) On a fully-diluted basis; excludes the warrant consideration and the 9.3% interest already owned by Kinross
(ii) Break fees consist of C$217 mm payable to Kinross or C$250 mm payable to Red Back under certain circumstances

Kinross and Red Back: A Winning Combination

- **Red Back's unique assets complement Kinross' skill set and portfolio**
  - Tasiast is a world-class growth asset in a new fast-growing gold district
  - Kinross has the experience and financial strength to optimize Red Back's assets
- **Enhanced growth profile at Kinross drives superior investment proposition**
  - Pure-gold producer with a strong track record of delivering value
  - High-quality production growth of ~47% to ~3.9 mm oz by 2015 (pro forma consensus estimates)[8]
  - Accelerated cash flow growth from high-margin assets
- **Combined company is greater than the sum of the parts**
  - Assets and skill sets are complementary, resulting in enhanced value-creation opportunities for shareholders
  - Kinross expertise and development teams can accelerate development of Tasiast
  - Combination is expected to be accretive to NAV and will be strongly accretive to CFPS once the Tasiast plant is complete

KINROSS

(8) Based on equity analyst consensus. Please refer to endnote #8.

Focused in the Best Gold Districts

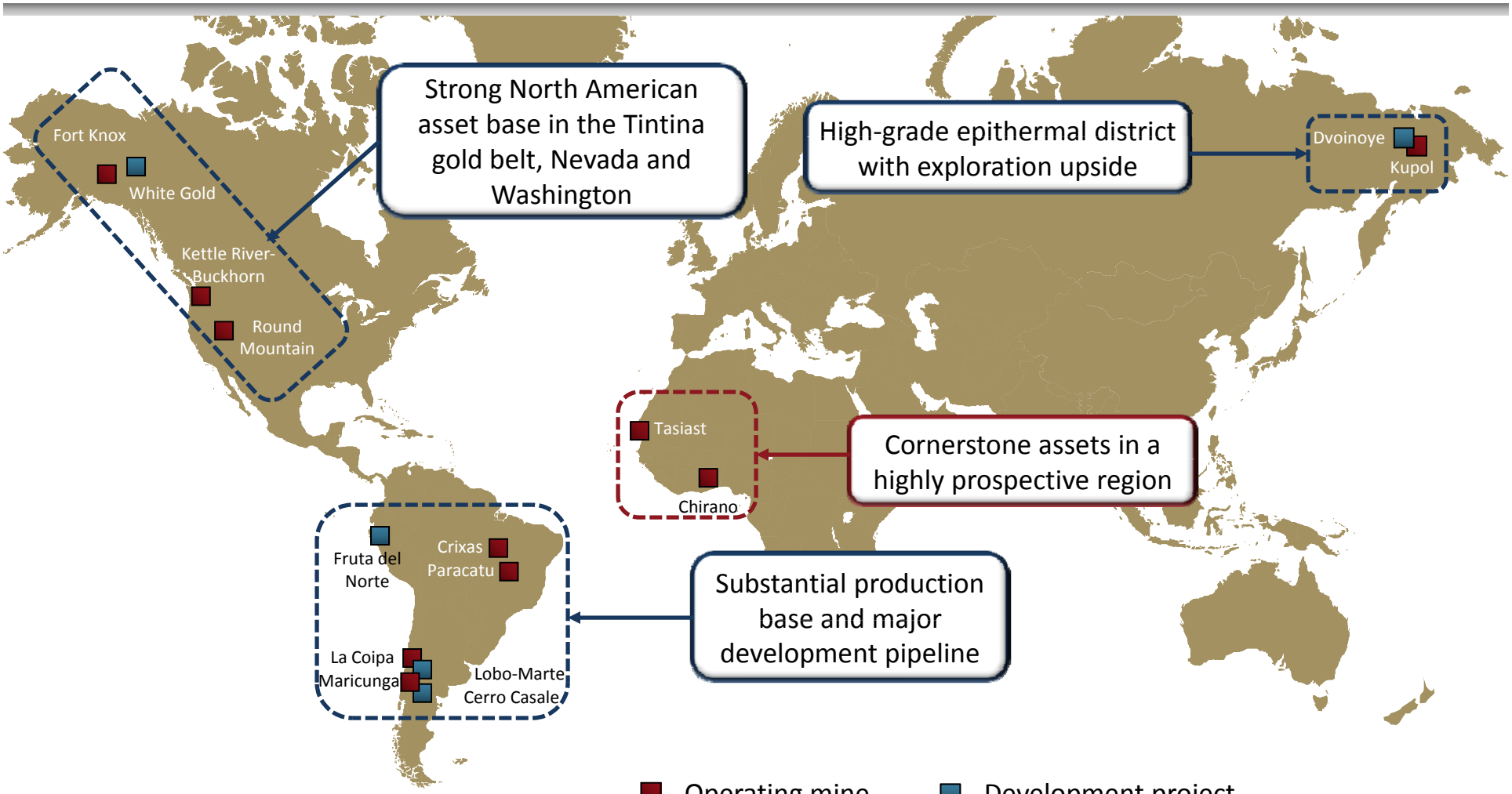

KINROSS

Strongly Enhances Existing Growth Profile

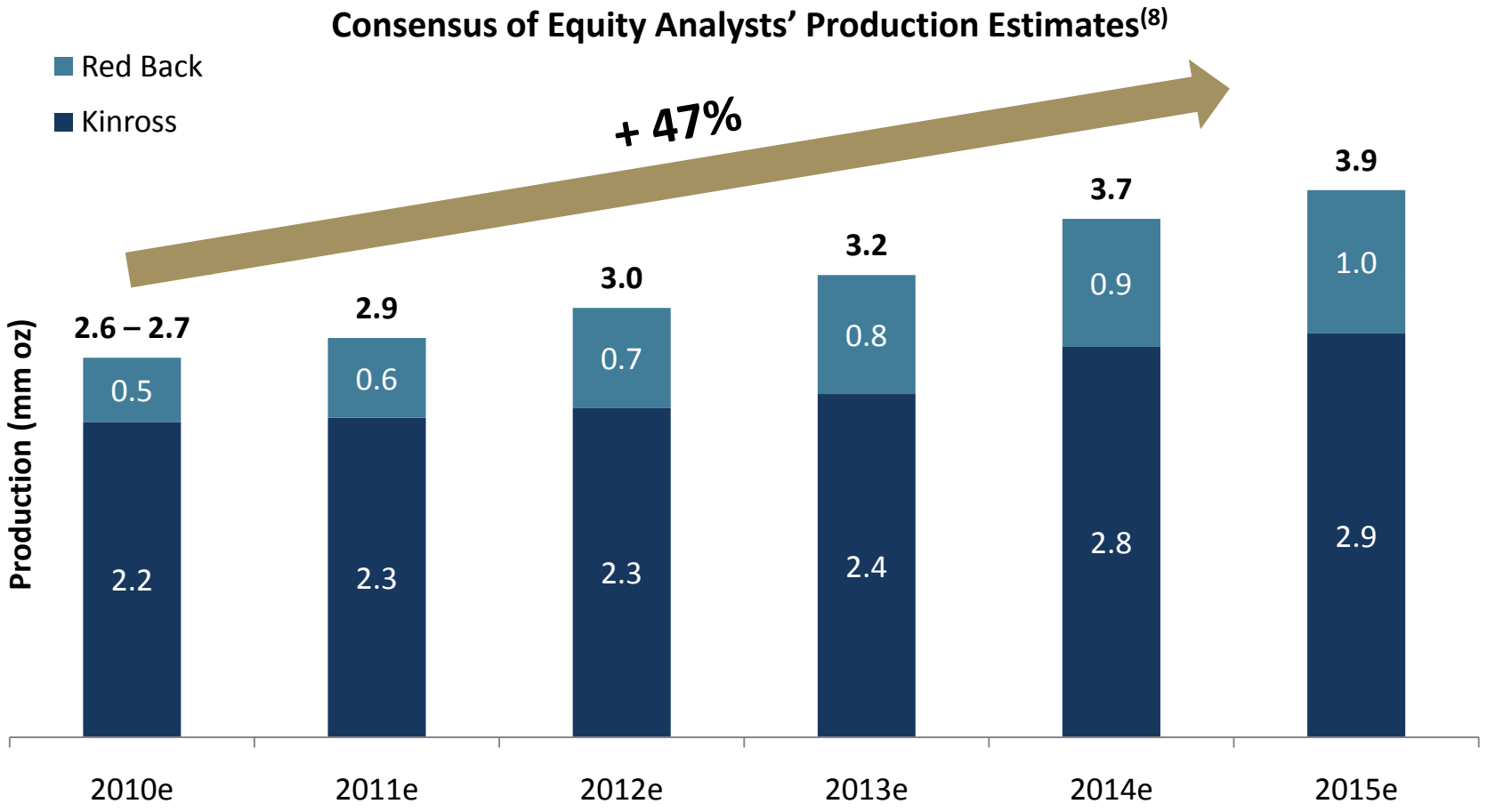

KINROSS

(8) Based on equity analyst consensus. Please refer to endnote #8.

Kinross Project Portfolio

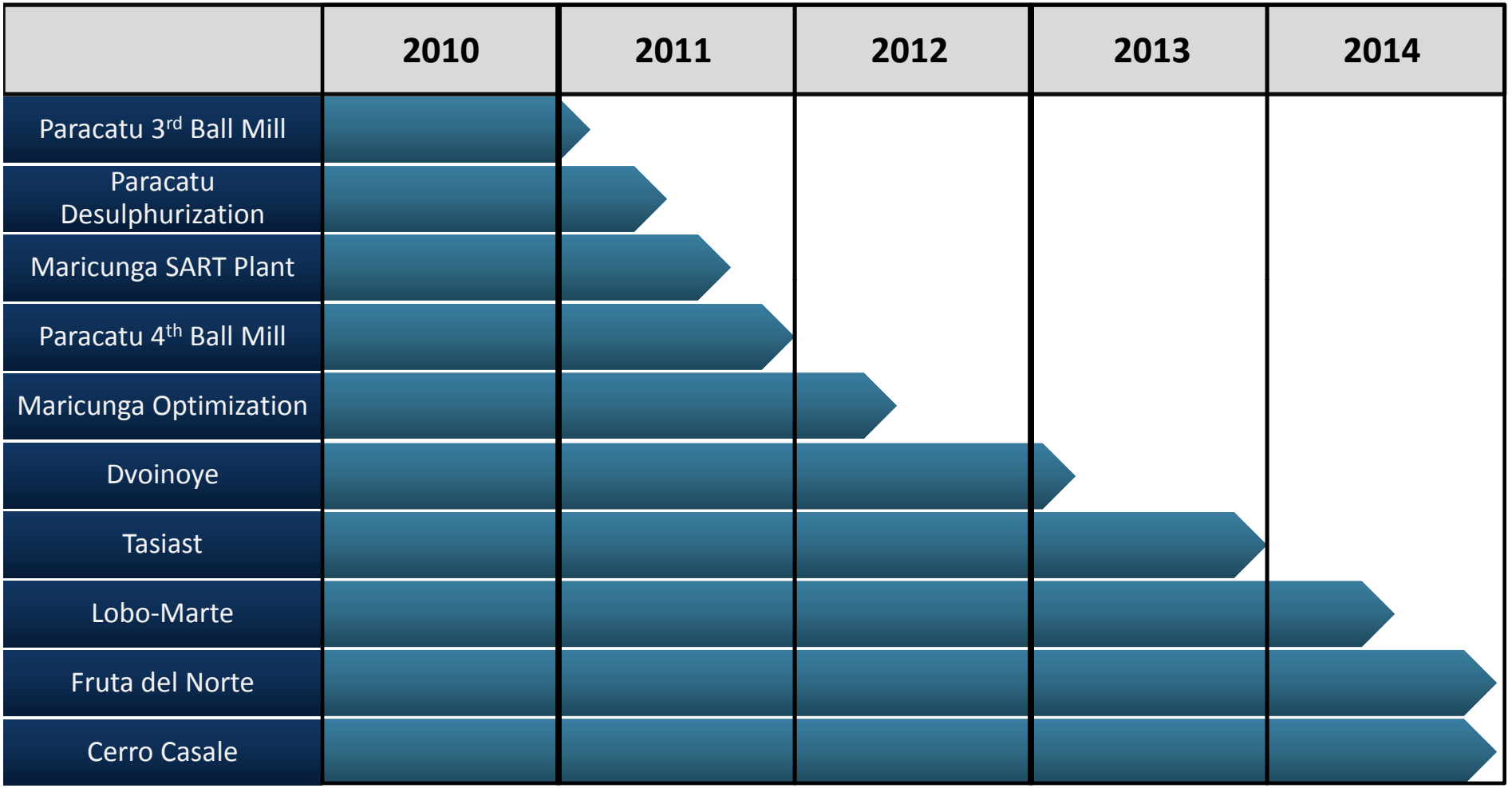

KINROSS

Extensive Due Diligence by Kinross

- Multiple site visits to Tasiast and Chirano by Kinross geologists, engineers, members of the executive team and Board of Directors
- Independent analysis conducted by Kinross includes:
  - Metallurgical testing
  - Modeling of options for optimal mining and processing scenarios
  - Twinning of drill holes
- Received third party opinions on the geologic potential, mining operations and engineering of expansion scenarios
- Fairness opinions from four leading financial institutions



KINROSS

What Red Back Adds to Kinross

- Two well-established gold mines in West Africa
  - 2010e gold production of 445k oz to 465k oz[7]
  - Growth potential to 1 mm oz of annual production by 2015 based on analyst consensus estimates[8]
- Significant exploration upside:
  - Only 8 km out of 70 km of strike length has been explored at Tasiast
- ~US$730 million in cash[9]
- Cash flow growth and leverage to gold price
- Well-respected management team with proven West African experience



KINROSS

(7) Please refer to endnote #7.
(8) Based on equity analyst consensus. Please refer to endnote #8.
(9) Please refer to endnote #9.

Continued resource growth at Tasiast

- Red Back's updated mineral resource estimate confirms Kinross' view of Tasiast's potential
- Since December 2009[10]:
  - M&I gold resources have increased by 2.74 mm oz to 9.25 mm oz – up 42%
  - Inferred resources have increased by 0.63 mm oz to 1.93 mm oz – up 48%

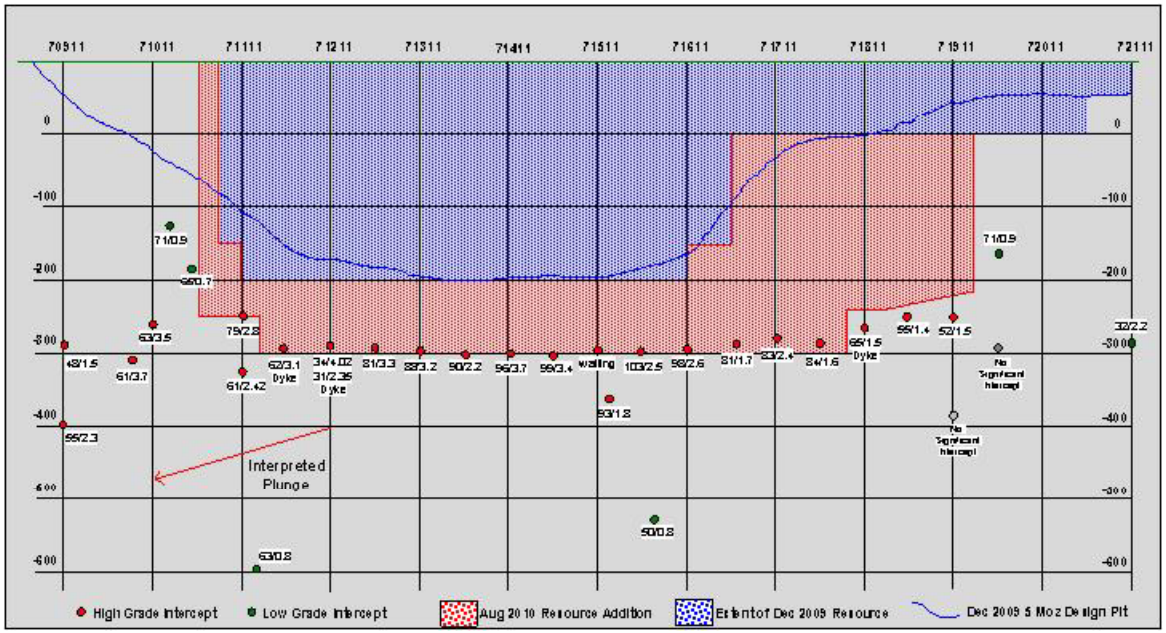

Source: Red Back Mining news release dated September 7, 2010

- Approximately 90% of the increase has generated by on-going drilling on the Greenschist Zone at the West Branch deposit

KINROSS

Resources are stated inclusive of reserves.
(10) Please refer to endnote #10.

Increasing Grades and Widths at Depth

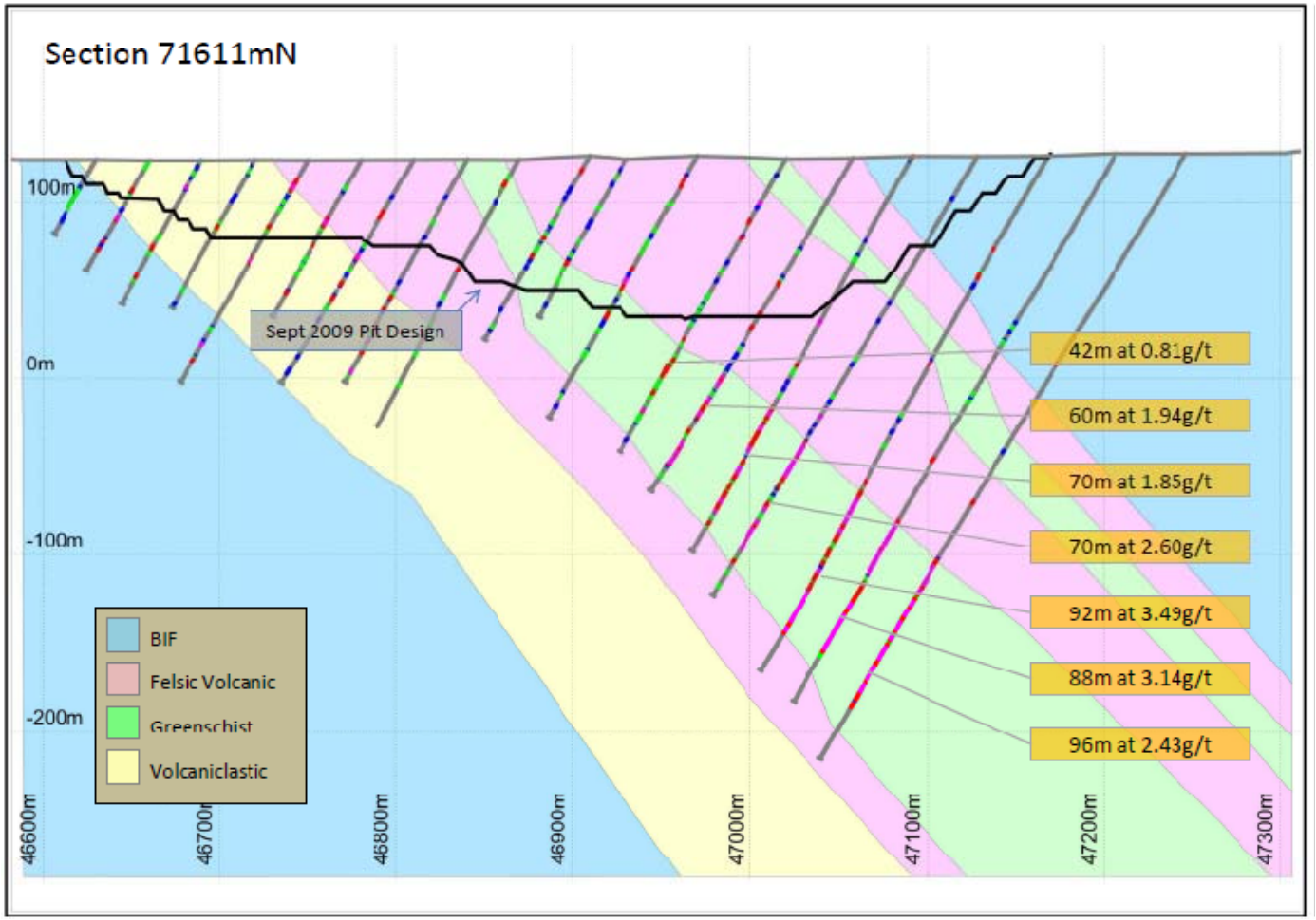

KINROSS

Source: Red Back Mining July 2010 corporate presentation, website and news releases dated April 12, 2010 and July 21, 2010

Tasiast: District Potential

- First mine in a highly prospective gold belt
  - Continuity of geology
  - Simple stratigraphy
- Only 8 km of 70 km strike length in unexplored Archean greenstone belt tested to date
  - Multiple untested geochem targets on parallel trends
    - (e.g. Pantaloon)
  - 6,300 km^2 contiguous land position held by Red Back
- No serious gold competitors in the district or country

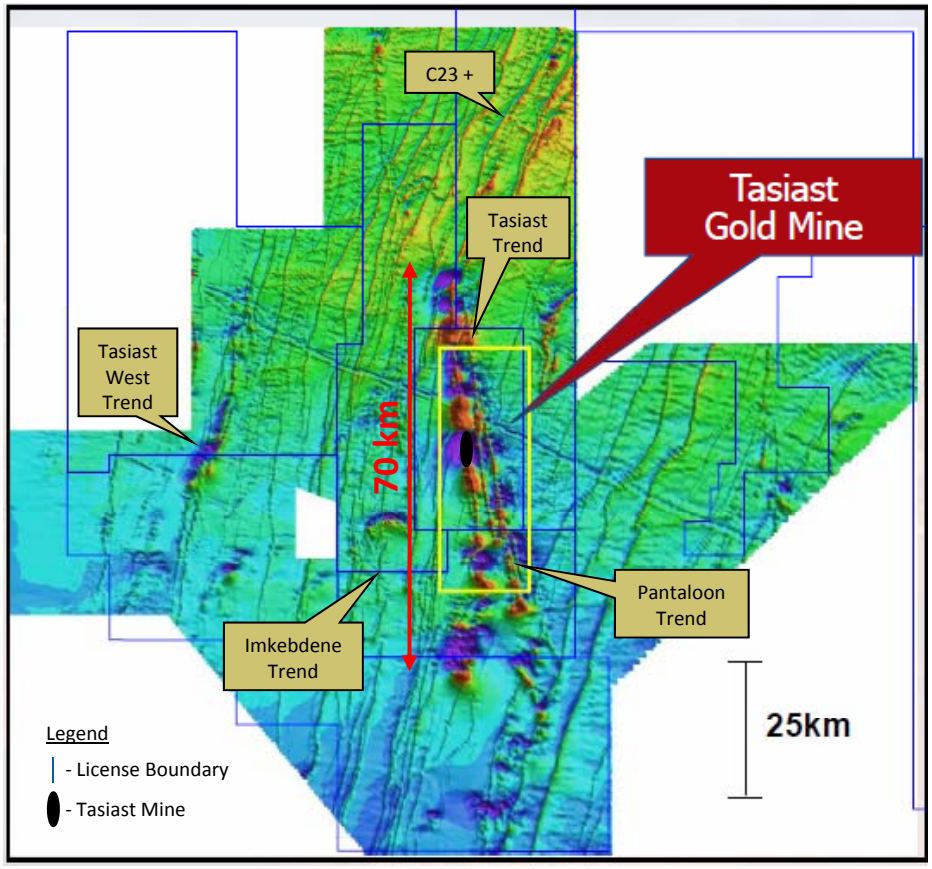

Source: Red Back Mining July 2010 corporate presentation and website

KINROSS

Tasiast: District Upside

- Kinross' preliminary estimate, based on 6 months of extensive geological and technical due diligence:
  - 350 – 425 million tonnes grading 1.5 – 1.8 g/t Au[(11)]
- The Greenschist Zone is characterized by consistently thick intervals average ~60 to 100 m wide, grading 1.5 – 3.0 g/t
- Geological modeling by Kinross indicates that the zone plunges south – consistent with mineralization in other ore bodies mined along the 8 km Tasiast deposit
- Kinross believes that gold mineralization will continue laterally and at depth in the same direction
- Geologic architecture is analogous to trap sites for major gold deposits in similar greenstone belt settings – ie. Kalgoorlie, Timmins

KINROSS

(11) Please refer to endnote #11.

District Potential – 82 x 25 km Achaean Greenstone Belt

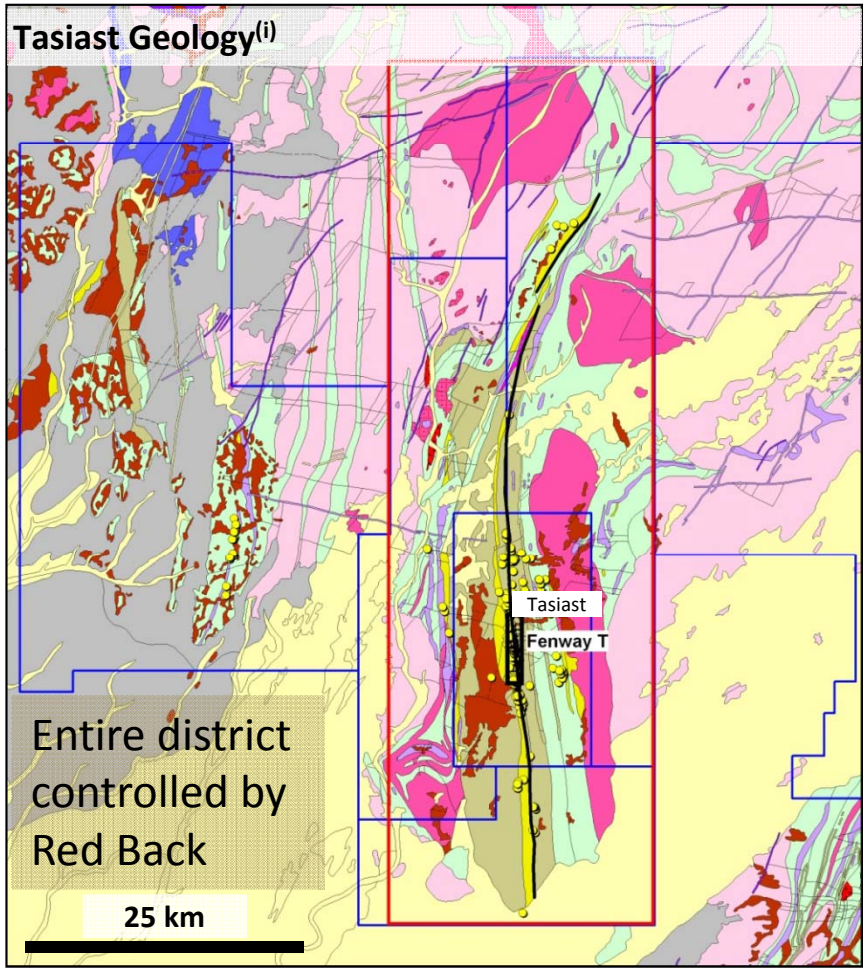

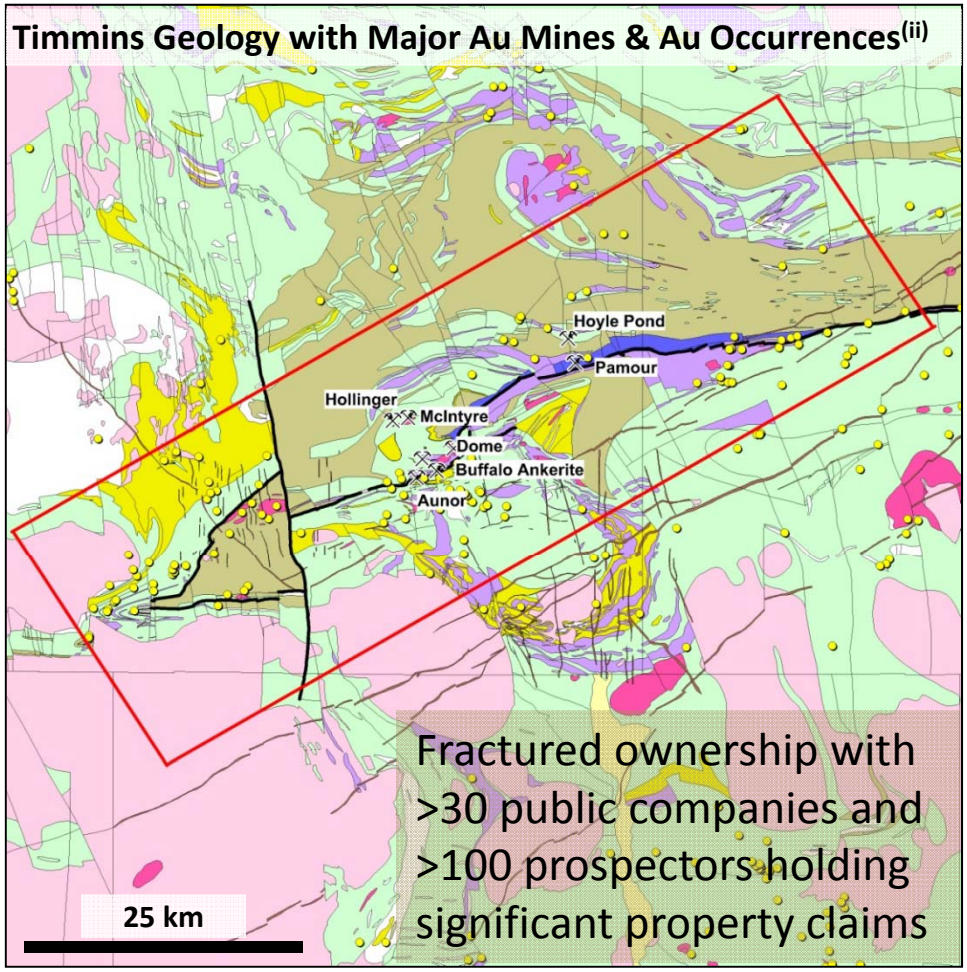

KINROSS

(i) Source: Red Back Mining February 2010 Technical Presentation, available on Red Back's website.
(ii) Source: Ontario Geological Survey

No Geographic Constraints to Expansion



Kinross' Expansion Plans for Tasiast

- Kinross development program for Tasiast currently envisions:
  - Construction of a new mill, increasing capacity from 10k tpd currently to 60k tpd
  - Larger mining fleet, tailored to scale of the expanded operation
  - Expected to be complete within 36 months; new mill to start-up in Q4 2013
- After closing, Kinross will leverage its experienced Project Development teams to:
  - Accelerate exploration program
    - Kinross to significantly increase the number of drill rigs at Tasiast
    - In-fill and step out drilling to delineate higher grade at depth
    - Q3 2010 – update on exploration activities / progress
    - February 2011 - update to NI 43-101 reserve and resource statement
  - Fast-track engineering and project development work
    - Scoping study – December 2010
    - Feasibility study - July 2011
  - Commence community relations and permitting activities

KINROSS

Illustrative Tasiast Expansion Timeline

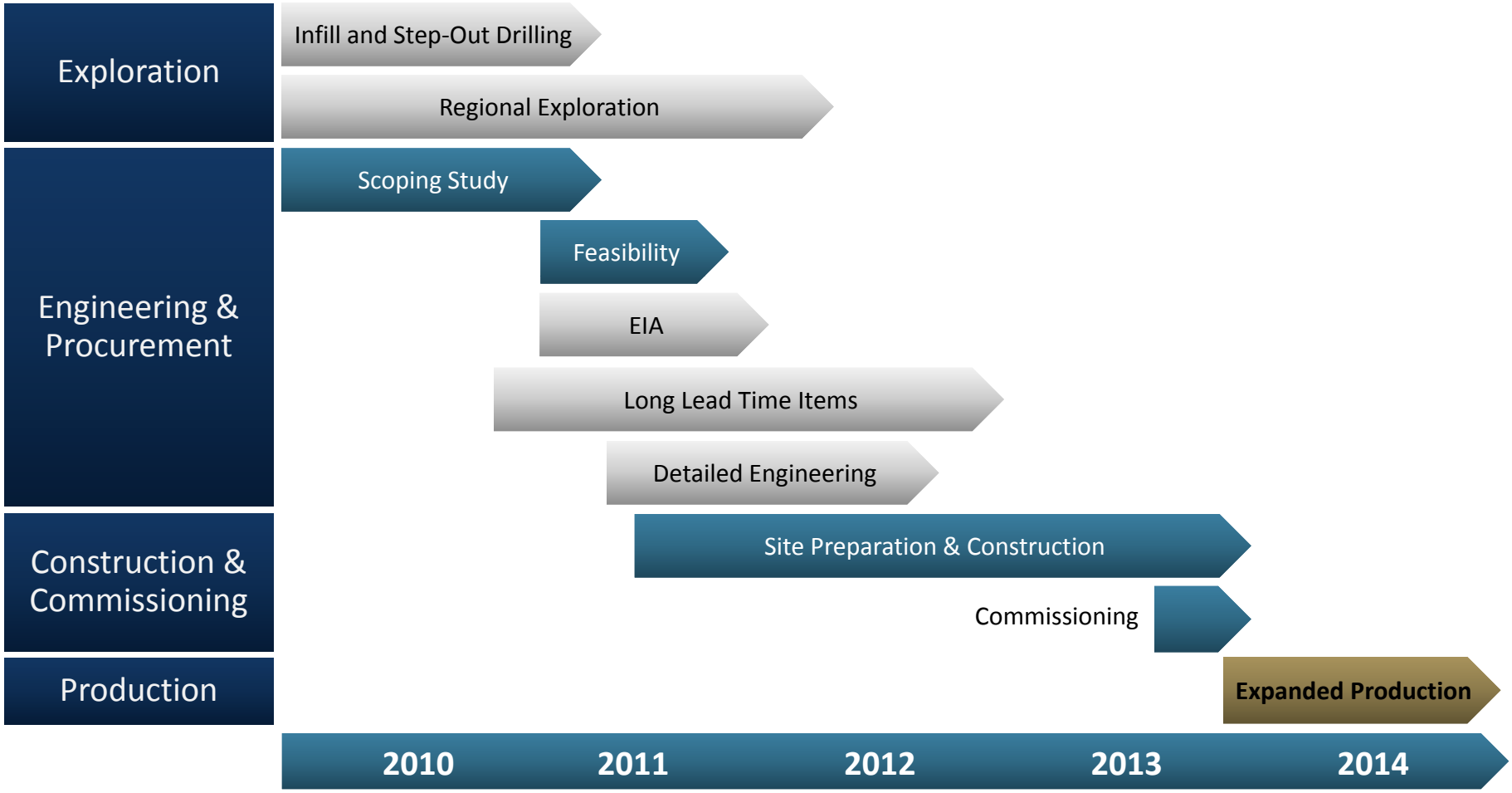

KINROSS

Immediate Benefit to Red Back Shareholders

Value Creation

- Premium of 21% to the pre-announcement market price - based on 20-day VWAP
- Continued participation in asset potential through Kinross share ownership
- Superior leverage to gold through a pure-play producer

Diversification

- Exposure to Kinross' balanced project portfolio of 8 operating mines
- Tasiast and Chirano complement Kinross' future growth from its portfolio of 4 high-quality projects

Benefit from Kinross Expertise

- Seasoned exploration and development team with proven track record
- Combination brings stronger financial and technical platform to realize full potential of Red Back's assets
- Kinross track record of successful acquisition integration

Broadened Investor Base

- Fifth-largest global gold producer by market capitalization
- Greater access to capital markets
- Improved trading liquidity and NYSE exposure

KINROSS

Immediate Benefit to Kinross Shareholders

Enhanced Growth

- Investment in world-class assets in fast-growing gold region
- Accelerates Kinross' growth profile
- Immediate production contribution with superior longer-term growth potential
- Combined gold production of ~3.9 million ounces by 2015 (analyst consensus)[8]

Unlocking Value

- Further value-creation through accelerated exploration and asset expansion
- Increased leverage to gold price through acquisition of pure-play gold producer
- Accelerated cash flow growth

Entry into West Africa via High-Growth Assets

- Entry into an under-explored region with district-scale potential
- Acquiring premier assets in an expanding region
- Red Back management team with extensive West African experience

KINROSS

(8) Based on equity analyst consensus. Please refer to endnote #8.

Kinross and Red Back: A Winning Combination

- Transformational combination driven by world-class producing assets, expansion opportunities and development projects
- Accelerates Kinross' growth as a pure-play senior gold producer
- Creates stronger technical and financial platform to realize full potential of Red Back's assets
- Premium offer provides immediate value-creation and risk-diversification for Red Back shareholders
- Red Back shareholders benefit from Kinross' track record of delivering value
- Expected to be accretive to NAV and strongly accretive to CFPS once assets reach their full potential

KINROSS

Valuation



KINROSS

Bank of America Merrill Lynch: P / NAV

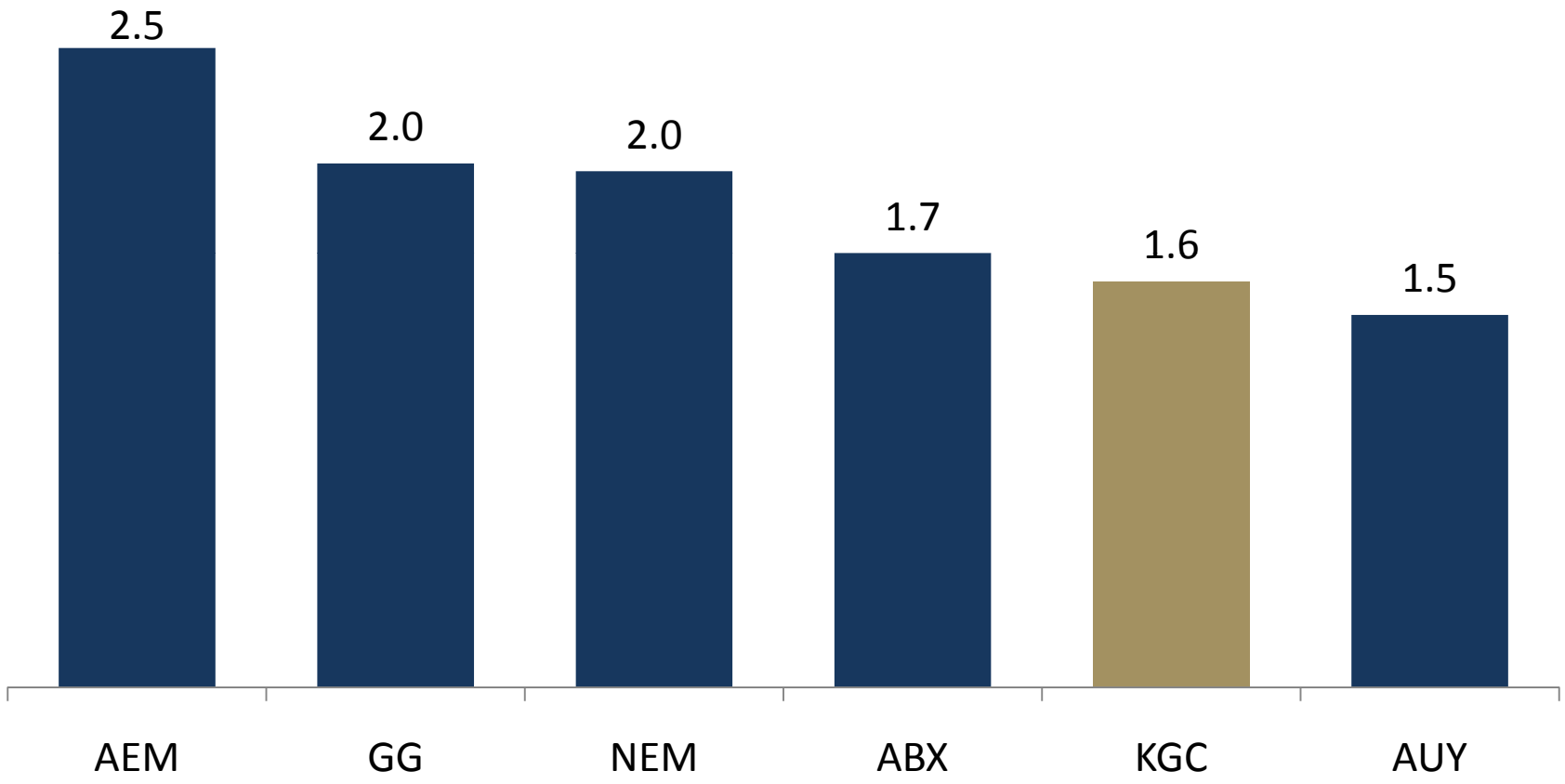

KINROSS

Source: Bank of America Merrill Lynch research – September 4, 2010

Bank of America Merrill Lynch: P / 2010e CFPS

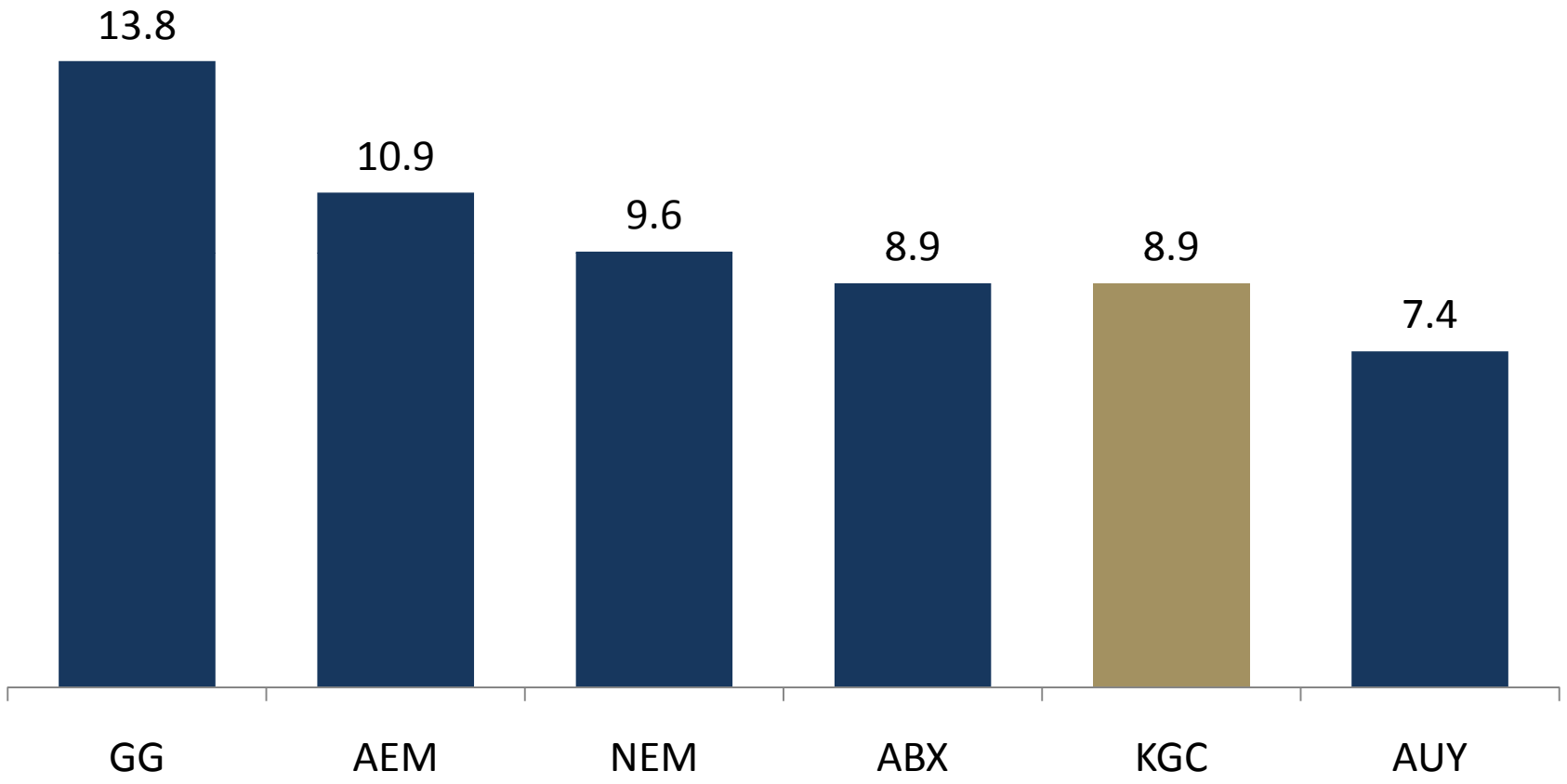

KINROSS

Source: Bank of America Merrill Lynch research – September 4, 2010

Key Objectives for 2010

- [x] Declare increased reserves
- [x] Complete Lobo-Marte pre-feasibility study
- [x] Close sale of 25% of Cerro Casale
- [x] Complete 18,000 drill program at Fruta del Norte
- [x] Complete investment in Red Back Mining
- [x] Complete acquisition of Underworld Resources
- [x] Final feasibility study for Cerro Casale
- [x] Complete Maricunga Expansion feasibility study (H1 2010)
- [x] Close Dvoinoye acquisition
- [ ] Close and integrate Red Back acquisition
- [ ] Delivery and construction of 3rd ball mill at Paracatu
- [ ] Complete metallurgical testing and finalize pre-feasibility study at Lobo-Marte
- [ ] Advance Fruta del Norte pre-feasibility study

KINROSS

Appendix



Kinross Overview

Market Snapshot*		
Share Price	*(C$)*	$17.62
Share Price	*(US$)*	$17.00
Shares Outstanding	*(mm)*	704
Market Capitalization	***(US$mm)***	**$11,966**
Cash**	*(US$mm)*	($720)
Debt	*(US$mm)*	$711
Minority Interest	*(US$mm)*	$180
Investments	*(US$mm)*	($1,353)
Enterprise Value	***(US$mm)***	**$10,784**

Market Trading Data*		
52-Week High	*(C$)*	$25.22
52-Week Low	*(C$)*	$14.00
20-Day VWAP	*(C$)*	$16.88
Average Daily Volume (YTD)	*(000's)*	6,080

* Market data shown as of September 8, 2010. Kinross balance sheet as of June 30, 2010 as per the Kinross Management Information Circular dated August 16, 2010.
** Cash includes cash & equivalents and restricted cash

Company Overview

- Pure play senior gold producer
- 8 gold mining operations, 4 high-quality growth projects
- Financial capacity to build new mines
- Exploration and mine development expertise
- Proven expansion track record
- Toronto-based, NYSE and TSX-listed
- 5,500 employees globally

Analyst Consensus Operating Metrics(6,8)

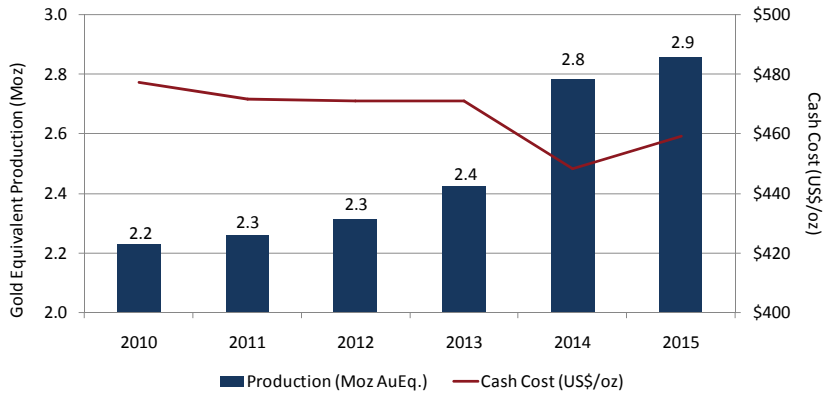

KINROSS

Source: Bloomberg, company disclosure, analyst consensus (ThomsonOne)
(6) Please refer to endnote #6.
(8) Based on equity analyst consensus. Please refer to endnote #8.

Red Back Overview

Market Snapshot*

Share Price	*(C$)*	$30.65
Share Price	*(US$)*	$29.59
Shares Outstanding	*(mm)*	257
Market Capitalization	***(US$mm)***	**$7,595**
Cash**	*(US$mm)*	($732)
Debt	*(US$mm)*	--
Minority Interest	*(US$mm)*	$4
Investments	*(US$mm)*	--
Enterprise Value	***(US$mm)***	**$6,867**

Market Trading Data*

52-Week High	*(C$)*	$31.93
52-Week Low	*(C$)*	$10.96
20-Day VWAP	*(C$)*	$29.30
Average Daily Volume (YTD)	*(000's)*	2,639

* Market data shown as of September 8, 2010 and based on the Bank of Canada noon rate of 1.0359 C$/US$. Red Back balance sheet as of June 30, 2010 as per the Kinross Management Information Circular dated August 16, 2010.
** Cash includes cash & equivalents and restricted cash

Company Overview

- Emerging gold producer with West African operating expertise
- Two operating mines with significant upside potential through further exploration
- Top-quality assets in expanding districts
- Vancouver-based and TSX-listed

Analyst Consensus Operating Metrics[7,8]

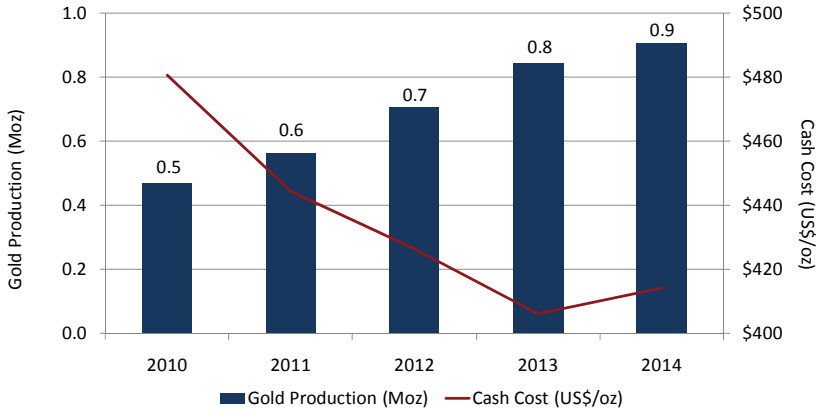

KINROSS

Source: Bloomberg, company disclosure, analyst consensus (ThomsonOne)
(7) Please refer to endnote #7.
(8) Based on equity analyst consensus. Please refer to endnote #8.

Red Back: A History of Delivering Resource Growth

- West African intermediate producer with two producing assets
- Continued near-term resource increases anticipated at Tasiast
- Large, underexplored land package in highly prospective, emerging gold district

History of Delivering Mineral Resource Growth (10)

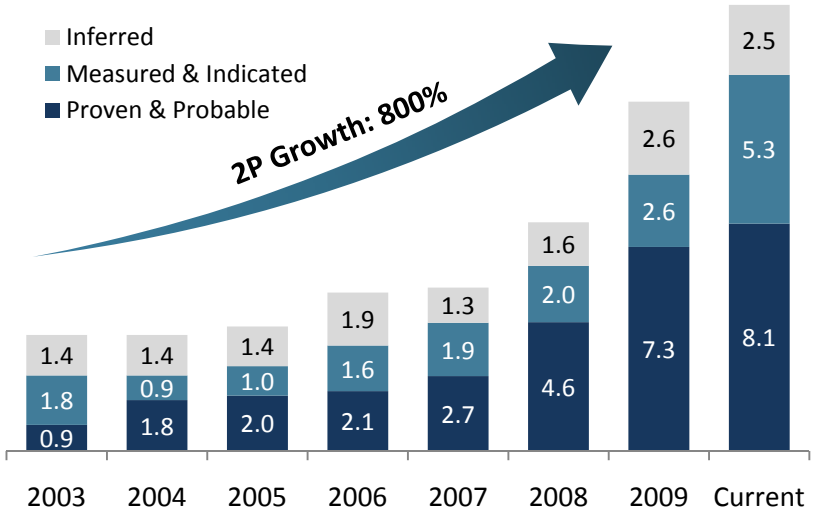

Asset Overview



TASIAST (100%)

- Open pit gold mine in Mauritania
- First mine in a highly prospective gold district

CHIRANO (100%)(6)

- Established open pit / underground gold mine in Ghana

KINROSS

(10) Please refer to endnote #10.

Mining-Friendly Jurisdictions

	Ghana	Mauritania
Political	• Constitutional democratic republic • Gained independence from Britain in 1957 • Seen as a model for political and economic reform in Africa	• Democratic government • Gained independence from France in 1960
Social	• English is commonly spoken and US Dollars accepted	• Arabic and French spoken • US Dollar and Euro are commonly accepted
Legal	• Modern mining law and a well developed public bureaucracy devoted to the industry • Foreign investment code provides same treatment of foreign investors and guarantees capital repatriation	• Government actively promotes mining in the country • Mining laws have been in place since 1977
Economic	• Resource based economy with a mining-friendly environment • EIU forecasts that Ghana's economy will grow by 6.0% in 2010 • Foreign gold producers operating in country include Gold Fields, Newmont, AngloGold, Golden Star	• Resources are a large component of the economy within a mining-friendly environment • Foreign companies operating in country include Total, Elf Aquitaine, First Quantum and Petronas

Red Back – West African Growth Platform

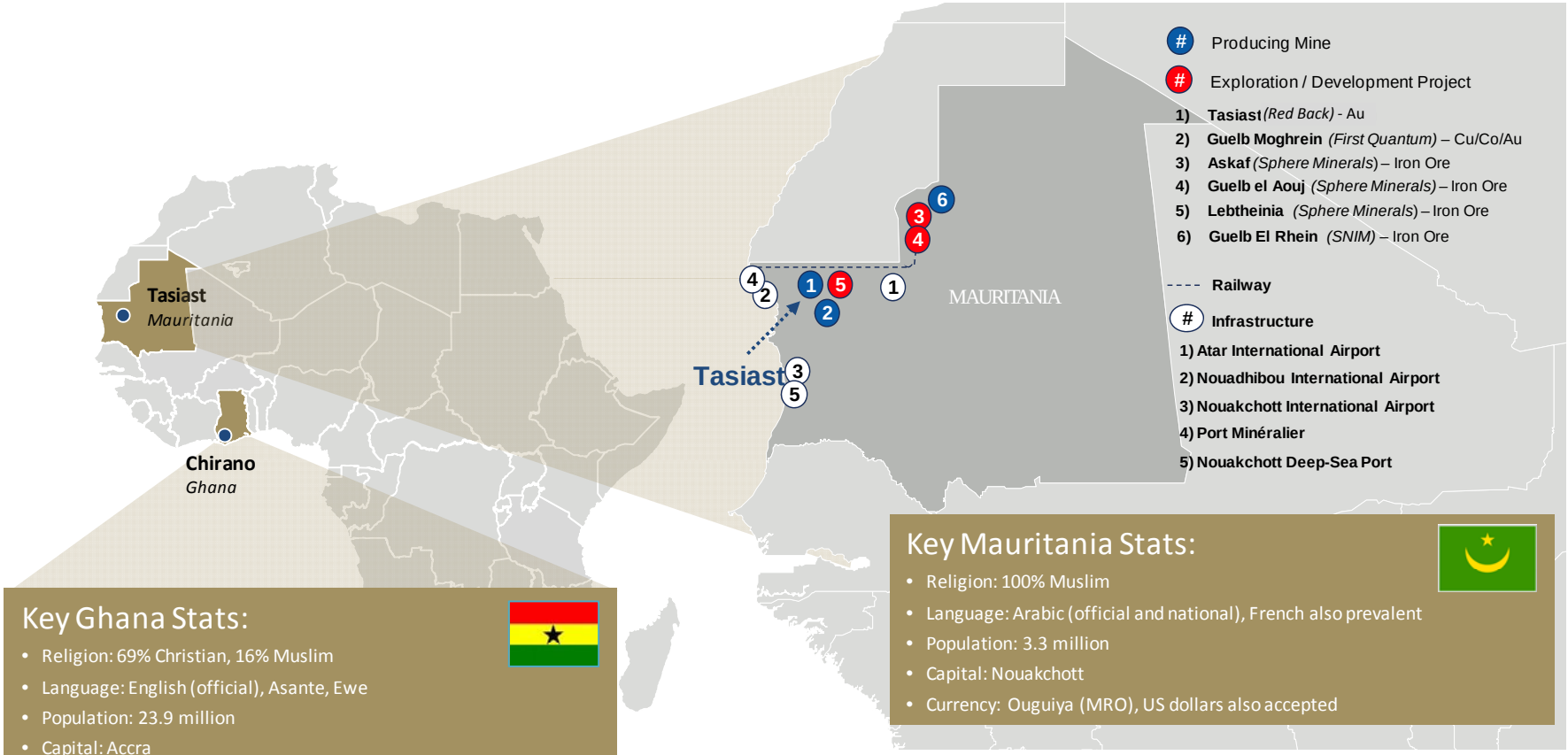

Key Ghana Stats:

- Religion: 69% Christian, 16% Muslim
- Language: English (official), Asante, Ewe
- Population: 23.9 million
- Capital: Accra
- Currency: Ghanian cedi (GHC)

Key Mauritania Stats:

- Religion: 100% Muslim
- Language: Arabic (official and national), French also prevalent
- Population: 3.3 million
- Capital: Nouakchott
- Currency: Ouguiya (MRO), US dollars also accepted

KINROSS

Source: Company Disclosure, African Economic Outlook, Aircraft Charter World, Metals Economic Group, CIA World Factbook

Tasiast - A World-Class Gold Deposit

- Open-pit mine located in Mauritania, ~300 km north of the capital city of Nouakchott
  - Commercial production commenced in January 2008
  - 2.5 Mtpa CIL mill and 4.5 Mtpa dump leach operation
  - 2010e production[(7)]: ~205-215k oz at ~$375-400/oz
  - Road access to mine and small air strip on site
  - Situated in remote, flat, sparsely populated desert
- Highly prospective, underexplored gold belt
  - Only 8 km of 70 km strike length tested
- 3,074 drill holes completed to date (418,073 m)



	Tonnes (000)	Grade (g/t)	Cont'd Au (mm oz.)
2P Reserves[(10)]	115,200	1.4	5.03
M&I Resources [(10)]	195,250	1.47	9.25
Inferred[(10)]	41,200	1.5	1.93

Resources are stated inclusive of reserves.

KINROSS

(7) Please refer to endnote #7.
(10) Please refer to endnote #10.

District Potential at Tasiast

- Property is 70 km x 15 km
- High-potential from the newly discovered Greenschist zone
  - Lies immediately below the currently defined resource
  - Greenschist zone traced over +1.5 km strike, open to north and south and down dip

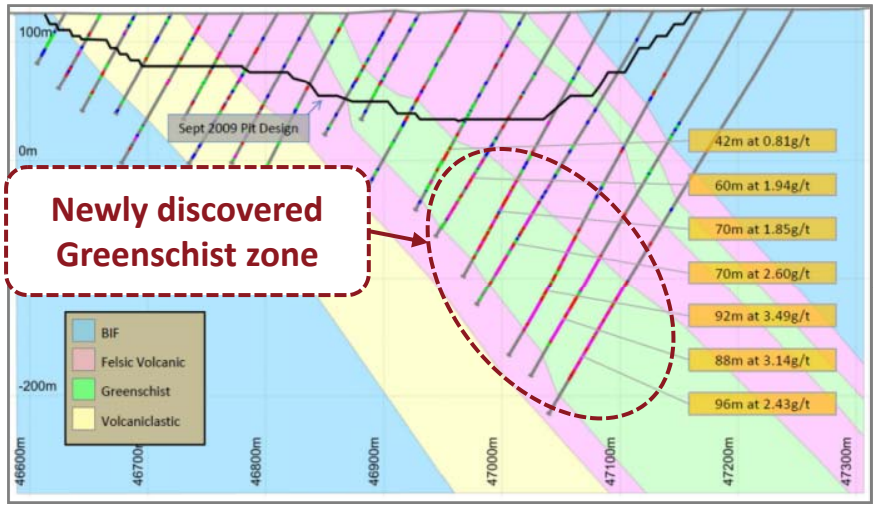

KINROSS

Chirano - Expanding Gold Mine in Ghana

- Established open-pit and underground mining operation located in Ghana's Western region
- 90% owned by Red Back; Government of Ghana holds a 10% carried interest
- Nine open-pits and two recently-discovered underground deposits
  - Akwaaba in production; Paboase in development
- 2010e production of ~240-250 k oz, expansion potential to ~300-350 k oz by 2013(7)
- Current estimated mine life of 10+ years
  - ~100% resource growth since 2005

	Tonnes (000)	Grade (g/t)	Cont'd Au (mm oz)
2P Reserves*	33,200	2.1	2.24
M&I Resources*	41,700	2.5	3.34
Inferred *	12,600	3.2	1.30

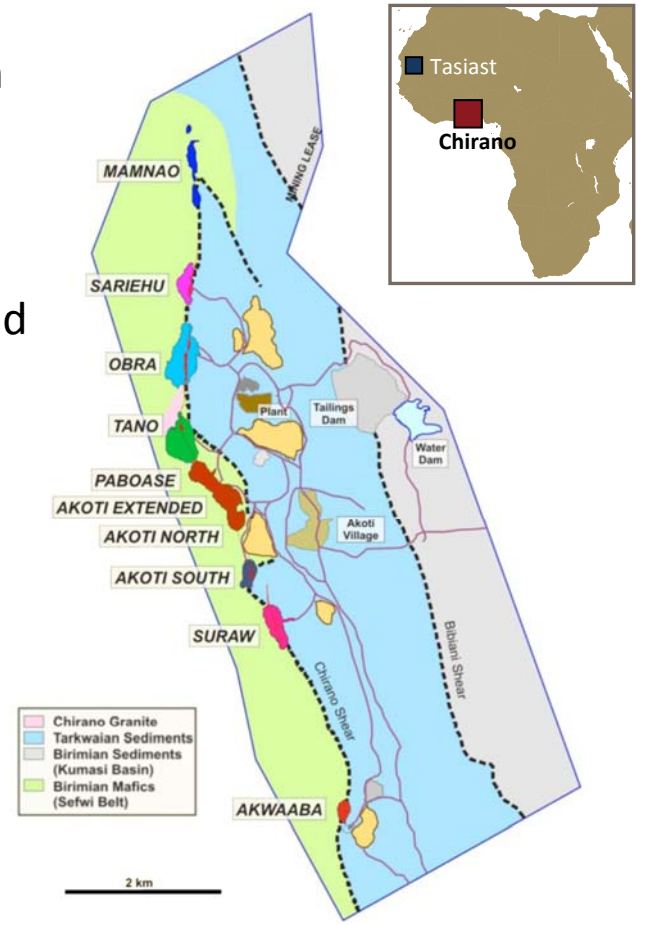

Source: Red Back Mining July 2010 corporate presentation and website

KINROSS

(7) Please refer to endnote #7.

**Source: Red Back Mining 2009 Annual Information Form (excludes Paboase update contained in the news release dated July 19, 2010). Resources are stated inclusive of reserves.*

Chirano - Expansion Potential

- Akwaaba decline continuing - ramping up to 1.2 Mtpa in 2010
- Paboase initial reserve 920 k oz Au - development commenced May 2010
- Exploration upside at depth and along strike - >30km of contiguous strike
  - High grade intercepts encountered under all open-pits
  - Strong grade continuity
- Initial resources at Suraw and Akoti extended
- Priority targets include the Akwaaba-Suraw Gap and Tano

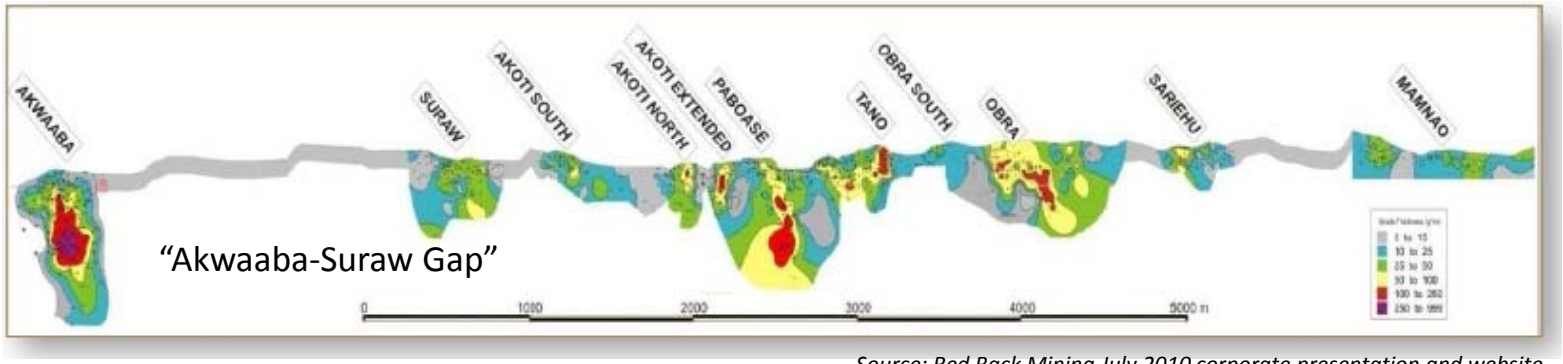

Source: Red Back Mining July 2010 corporate presentation and website

KINROSS

Pro Forma Kinross - Overview

Market Snapshot*

Share Price	(C$)	$17.62
Share Price	(US$)	$17.00
Existing Kinross Shares Outstandi	(mm)	704
Shares Issued to Red Back	(mm)	414
Pro Forma Shares Outstanding	(mm)	1,118
Market Capitalization	**(US$mm)**	**$19,002**
Cash **	(US$mm)	($1,417)
Debt	(US$mm)	$711
Minority Interest	(US$mm)	$184
Investments	(US$mm)	($744)

* Market data shown as of September 8, 2010. Pro forma Kinross balance sheet as of June 30, 2010 as per the Kinross Management Information Circular dated August 16, 2010.
** Cash includes cash & equivalents and restricted cash

Company Overview

- Pro forma gold equivalent production of ~2.6 – 2.7 mm oz Au in 2010 (6,7)
- Production growth of ~47% to ~3.9 mm oz by 2015 based on consensus of analyst estimates(8)
- Exploration focused on highly-prospective gold districts
- Permitting experience, proven track record and well-established corporate responsibility (CR) programs
- Dedicated project development team to expand existing operations and build new mines
- Listed on TSX and NYSE

Analyst Consensus Operating Metrics

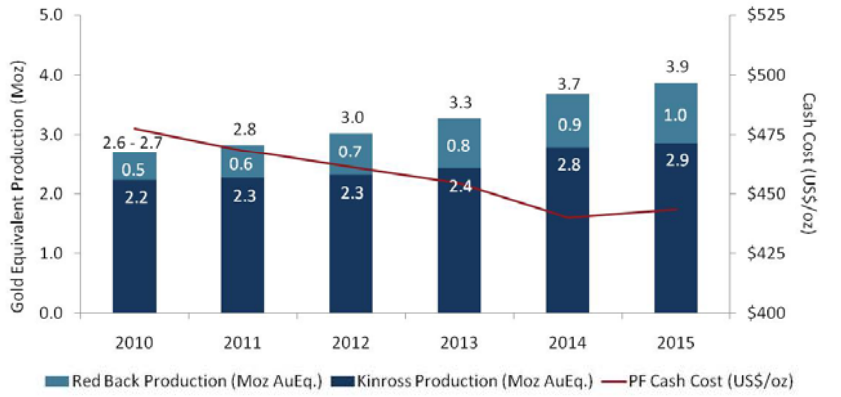

KINROSS

(6) Please refer to endnote #6.
(7) Please refer to endnote #7.
(8) Based on equity analyst consensus. Please refer to endnote #8.

Pro Forma Kinross – Production Metrics

2010 Production [8] (Moz)

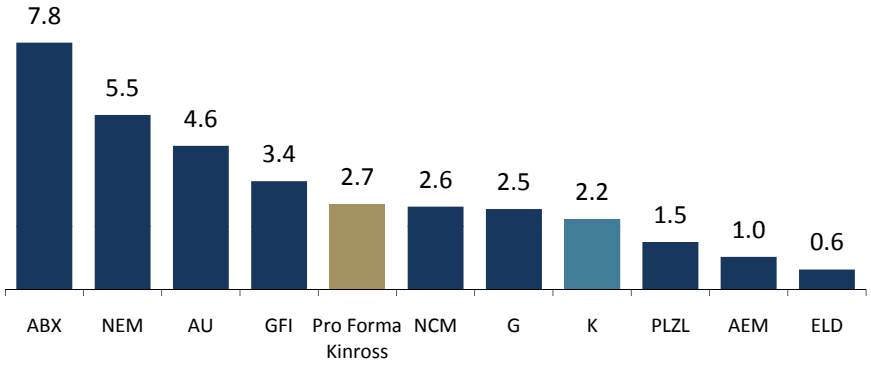

2014 Production (Moz)

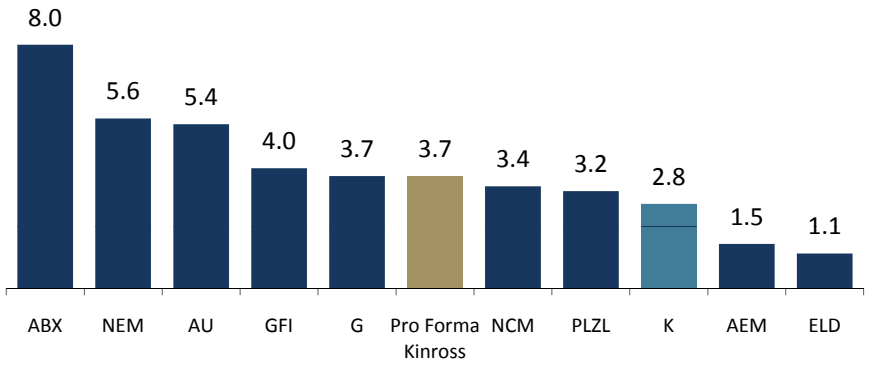

2010-2014 Production CAGR (%)

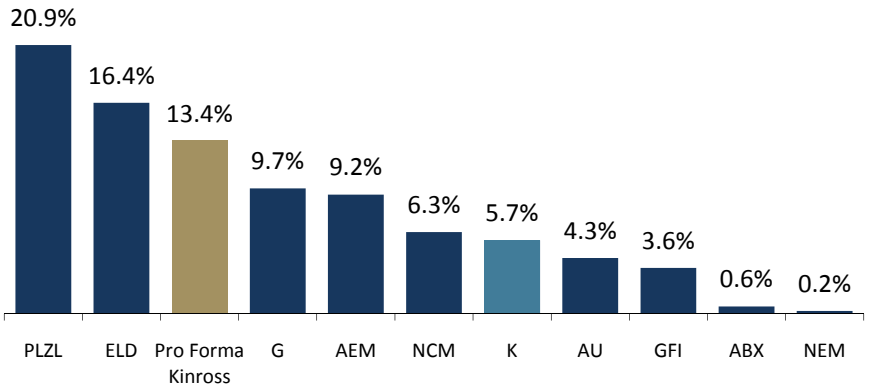

KINROSS

(8) Please refer to endnote #8. 2010 estimate assumes full-year ownership of Red Back by Kinross in 2010.

World's Largest Gold Deposits(1)

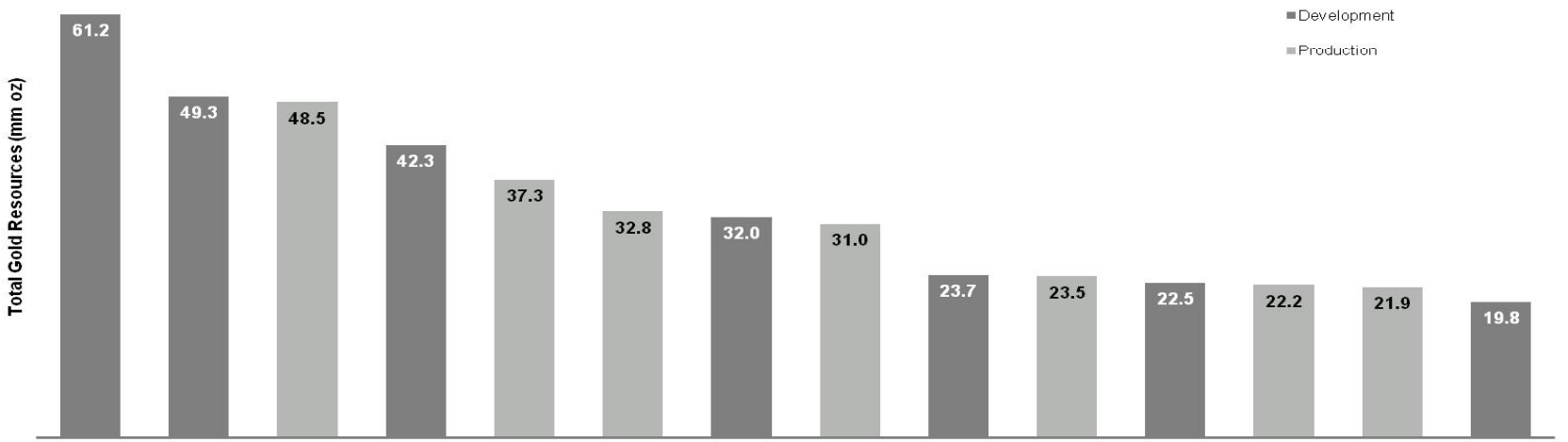

Mine / Project	Natalka	Kerr-Sulphurets	Lihir Island	Donlin Creek	Nevada Ops.	Obuasi (3)	Pueblo Viejo	Boddington	Pascua Lama	Penasquito	Detour Lake	Nevada Ops. (4)	Cortez	Kibali
Owner	Polyus (100%)	Seabridge (100%)	Newcrest (5) (100%)	Barrick (50%), NovaGold (50%)	Newmont (100%)	AngloGold (100%)	Barrick (60%), Goldcorp (40%)	Newmont (100%)	Barrick (100%)	Goldcorp (100%)	Detour (100%)	Barrick (100%)	Barrick (100%)	Randgold (45%), AngloG.(45%), G.DRC (10%)
Location	Russia	Canada	Papua New Guinea	United States	United States	Ghana	Dominican Republic	Australia	Chile / Argentina	Mexico	Canada	United States	United States	DRC
Recent Transaction (2)	NA	Seabridge (2006)	NA	NovaGold (2007)	NA	Ashanti (2004)	Placer Dome (2006)	AngloGold (2009)	NA	Glamis (2003)	Pelangio (2007)	NA	Placer Dome (2006)	Moto (2009)
2009A Production (koz Au)	NA	NA	853	NA	2,005	381	NA	103	NA	90	NA	1,360	518	NA
Resource grade (g/t)	1.5	0.5	2.3	2.3	1.3	6.1	2.6	0.7	1.8	0.4	1.0	5.9	2.6	3.4

KINROSS

(1) Excludes: Deposits in South Africa, owned/controlled by a government, and porphyries.
(2) Since 2003.
(3) Includes Carlin, Phoenix, Twin Creeks, Midas, and 25% of Turquoise Ridge.
(4) Includes Goldstrike (Betze-Post, Meikle, and Rodeo) and 75% of Turquoise Ridge.
(5) Newcrest announced on August 23, 2010 that shareholders approved the takeover of Lihir by Newcrest.

Endnotes

1) Unless otherwise stated, gold equivalent production, gold equivalent ounces sold and cost of sales figures in this presentation are on an attributable basis, based on Kinross' share of Kupol production (75%).
2) Cost of sales margin is defined as the average realized price of gold less attributable cost of sales per ounce.
3) Cost of sales per ounce is defined as cost of sales as per the financial statements divided by the number of gold equivalent ounces sold, both reduced for Kupol sales attributable to a third-party 25% shareholder.
4) Unless otherwise stated, all cash flow and cash flow per share figures in this presentation are adjusted operating cash flow.
5) Adjusted net earnings and adjusted operating cash flow numbers are non-GAAP financial measured which are meant to provide additional information and should not be used as a substitute for performance measures prepared in accordance with GAAP. For more information about these non-GAAP financial measures, and a reconciliation of these non-GAAP financial measures for the three and six months ended June 30, 2010 and June 30, 2009, please refer to the press release dated August 4, 2010, available on our website at www.kinross.com
6) For more information on Kinross' production and cost outlook for 2010, please refer to the news releases dated January 14, 2010 and May 4, 2010, available on our website at www.kinross.com
7) For more information on Red Back's production outlook for 2010, please refer to the news releases dated July 21, 2010 and August 3, 2010, available on Red Back's website at www.redbackmining.com
8) Based on a consensus of equity analysts' gold production estimates for Kinross and/or Red Back, as of August 1, 2010.
9) Red Back's cash and cash equivalents as at June 30, 2010.
10) Mineral reserve and mineral resources reflect 100% ownership in Red Back's assets. Please refer to Red Back Mining's website for historical mineral reserve and mineral resource information. "Current" mineral reserve and mineral resources reflect Red Back's mineral reserve and mineral resource statement as at December 31, 2009, adjusted to reflect updates in 2010. Please refer to Red Back's website at: www.redbackmining.com/s/ResourcesReserves.asp, and the news releases dated February 1, 2010, March 1, 2010, July 19, 2010 and September 7, 2010, available on its website at www.redbackmining.com. Tasiast was acquired by Red Back in 2007, and historical mineral reserve and mineral resource information has been updated to reflect acquisitions.
11) Under National Instrument 43-101 *Standards of Disclosure for Mineral Projects* (NI 43-101), these potential tonnage and grade estimates are conceptual in nature, as there has been insufficient exploration to define a mineral resource, and it is uncertain if further exploration will result in the targeted deposit being delineated as a mineral resource.
12) The Government of Ghana has a right to acquire a free 10% carried interest in the company holding the Chirano property.

Cautionary Note to Shareholders in the United States

Information in this presentation, including the documents incorporated by reference herein, has been prepared in accordance with the requirements of securities laws in effect in Canada, which differ from the requirements of United States securities laws. Without limiting the foregoing, this presentation, including the documents incorporated by reference herein, uses terms such as "indicated mineral resources" and "inferred mineral resources". United States investors are advised that, while such terms are recognized and required by Canadian securities law, the SEC does not recognize them. Under United States standards, mineralization may not be classified as a "reserve" unless the determination has been made that the mineralization could be economically and legally produced or extracted at the time the reserve determination is made. United States investors are cautioned not to assume that all or any part of indicated mineral resources will ever be converted into reserves. Further, "inferred mineral resources" have a great amount of uncertainty to their existence and as to whether they can be mined legally or economically. It cannot be assumed that all or any part of "inferred mineral resources" will ever be upgraded to a higher category. Therefore. United States investors are also cautioned not to assume that all or any part of the inferred resources exist, or that they can be mined legally or economically. Accordingly, information concerning descriptions of mineralization and resources contained in this presentation or in the documents incorporated by reference, may not be comparable to information made public by United States companies subject to the reporting and disclosure requirements of the SEC. National Instrument 43-101 – Standards of Disclosure for Mineral Project ("NI 43-101") is a rule developed by the Canadian Securities Administrators which establishes standards for all public disclosure an issuer makes of scientific and technical information concerning mineral projects. Unless otherwise indicated, all mineral reserve and mineral resource estimates contained in or incorporated by reference in this presentation have been prepared in accordance with NI 43-101 and the Canadian Institute of Mining, Metallurgy and Petroleum Classification System. These standards differ significantly from the requirements of the U.S. Securities and Exchange Commission ("SEC"), and mineral reserve and mineral resource information contained herein and incorporated by reference herein may not be comparable to similar information disclosed by United States companies.

Other information

This presentation does not constitute an offer of any securities for sale.