Merrill Lynch Global Metals, Mining & Steel Conference
May 13 – 15, 2008

DELIVERING DISCIPLINED GROWTH

KINROSS

Cautionary Statements

All statements, other than statements of historical fact, contained or incorporated by reference in this presentation, including any information as to the future financial or operating performance of Kinross, constitute "forward-looking information" or "forward-looking statements" within the meaning of certain securities laws, including the provisions of the Securities Act (Ontario) and the provisions for "safe harbour" under the United States Private Securities Litigation Reform Act of 1995 and are based on the expectations, estimates and projections of management as of the date of this presentation unless otherwise stated. Forward-looking statements are necessarily based upon a number of estimates and assumptions that, while considered reasonable by Kinross as of the date of such statements, are inherently subject to significant business, economic and competitive uncertainties and contingencies. Statements representing management's financial outlook have been prepared solely for purposes of expressing their current views regarding the Company's financial outlook and may not be appropriate for any other purpose.

The forward-looking information set forth in this presentation is subject to various risks and other factors which could cause actually results to materially differ from those expressed or implied in the forward-looking information, and in addition the forward-looking information reflects various estimates and assumptions of management. These risks, factors, estimates and assumptions are described in more detail in Kinross' most recently filed Annual Information Form in the section entitled "Risk Factors", the "Risk Analysis" section of our most recently filed Management's Discussion and Analysis and the "Cautionary Statement on Forward-Looking Information" in our news release dated May 6, 2008, to which readers are referred and which are incorporated by reference in this presentation. In addition, all forward-looking statements made in this presentation are qualified by the full "Cautionary Statement on Forward-Looking Information" in such news release. Kinross disclaims any intention or obligation to update or revise any forward-looking statements whether as a result of new information, future events or otherwise, or to explain any material difference between subsequent actual events and such forward-looking statements, except to the extent required by applicable law.

Where we say "we", "us", "our", the "Company", or "Kinross" in this presentation, we mean Kinross Gold Corporation and/or its subsidiaries, as may be applicable.

The technical information about the Company's material mineral properties contained in this presentation has been prepared under the supervision of Mr. Rob Henderson, an officer of the Company who is a "qualified person" within the meaning of National Instrument 43-101.

KINROSS

2

Key objectives for 2008

- ☑ Increased reserves organically
- ☑ Strengthened balance sheet with convertible financing
- ☑ Fort Knox optimization approved
- ☑ Dividend declared
- ☑ Produced first company-wide Corporate Responsibility Report
- ☑ Kupol start-up
- ☐ Paracatu expansion start-up (Q3)
- ☐ Buckhorn start-up (Q4)
- ☐ Cerro Casale – plans updated

KINROSS

3

Kinross Today

- Pure gold and silver producer
  - Policy of no gold hedging
  - No base metals credits in financial results
- $12 bn market cap. (“K” TSX, “KGC” NYSE)
- 1.9 to 2.0 mm oz. of production in ’08(1)
  - Growing to 2.5mm oz. to 2.6mm oz. in ’09
- Costs will improve as new projects being to contribute
- Declared first ever dividend: $0.04/sh
- Growing reserve base: 3rd largest of N.A. producers(2)

47	77	2.8
mm oz. of gold	mm oz. of silver	bn lbs. of copper

KINROSS

(1) Refer to final slide endnote #1.
(2) Refer to final slide endnote #2.

4

Focused Portfolio

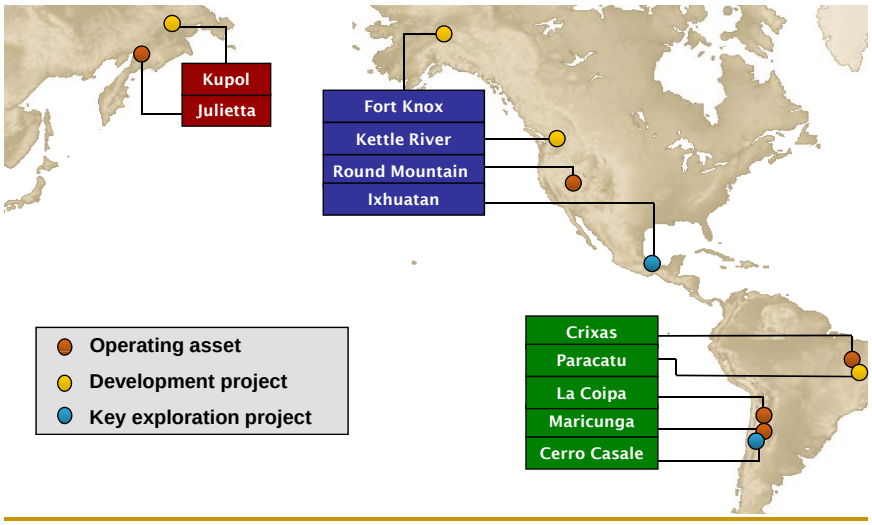

KINROSS

5

Building our projects(3)

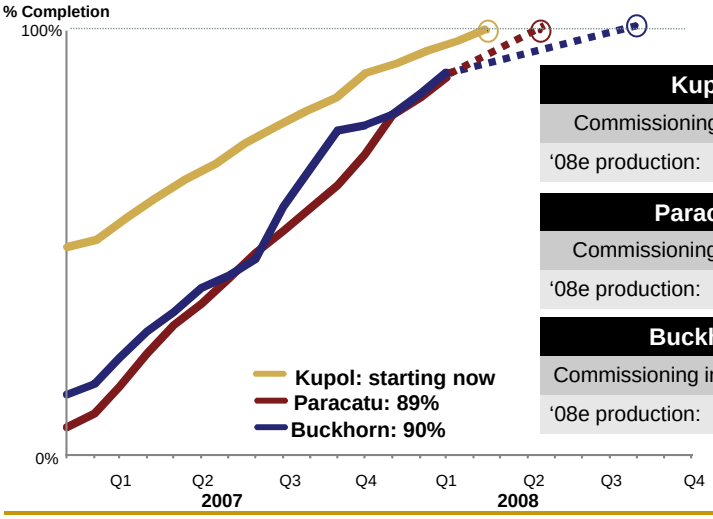

Kupol
Commissioning: in progress
'08e production: 365-390k oz.

Paracatu
Commissioning in July 2008
'08e production: 305-335k oz.

Buckhorn
Commissioning in October 2008
'08e production: 25-30k oz.

KINROSS

(3) Refer to final slide endnote #3.

6

Kupol Project(1,3)

- Started up on time in May 2008
- 430,000 tonnes of ore stockpiled form open pit and underground mine
- Milling rate expected to reach 3,000 tpd by Oct.

- '08e production: 365k – 390k gold eq. oz.
- '08e cost of sales: $235 - $245/oz.
- 3.3 mm oz. of gold and 39.6 mm oz. of silver 2P reserves (2)



KINROSS

(1) Refer to final slide endnote #1.
(2) Refer to final slide endnote #2.
(3) Refer to final slide endnote #3.

7

Kupol Project


Profile of mill & fuel farm


Tailings dam reclaim water pump barge


Truck shop


Fuel farm

KINROSS

8

Paracatu Expansion(1,3)

- Construction started Aug. 2006
- Expansion to increase throughput to 60 mtpa
- On schedule for start-up in July 2008

- '08E production: 305K–335K oz.
- '08E cost of sales: $390 - $400/oz.
- 18.0 mm oz. of gold in 2P reserves(2)







% complete 89%

KINROSS

(1) Refer to final slide endnote #1.
(2) Refer to final slide endnote #2.
(3) Refer to final slide endnote #3.

9

Expanding Paracatu…


Coarse ore stockpile facility


Stockpile, grinding & flotation area


Primary crusher and conveyor


SAG mill

KINROSS

10

Buckhorn Project(1,3)

- Construction started in September 2006
- Development of an underground mine
- Will utilize existing Kettle River mill for processing
- Permit appeals dismissed
- Production targeted to commence in October 2008

- '08E production: 25K – 30K oz.
- '08E cost of sales: $290-300/oz.
- 990,000 oz. of gold in 2P reserves(2)







% complete 90%

KINROSS

(1) Refer to final slide endnote #1.
(2) Refer to final slide endnote #2.
(3) Refer to final slide endnote #3.

11

Buckhorn Project









KINROSS

12

Superior Production Growth Profile

Mineral Production(1) (mm oz. gold equivalent)

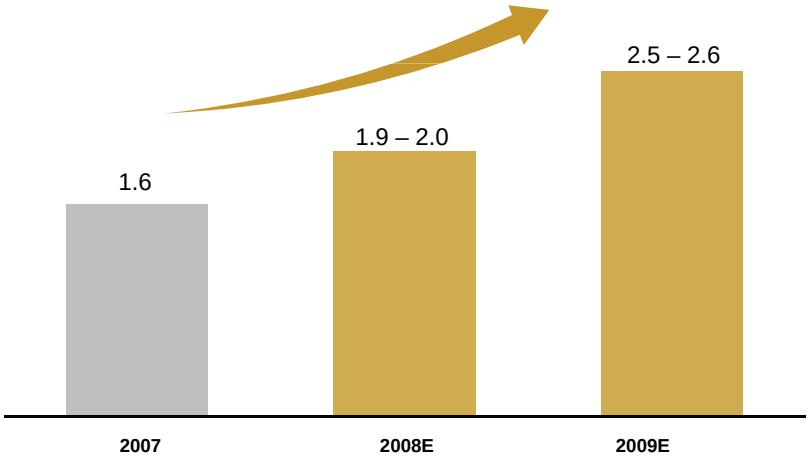

KINROSS (1) Refer to final slide endnote #1.

13

Proven and Probable Reserves(2)

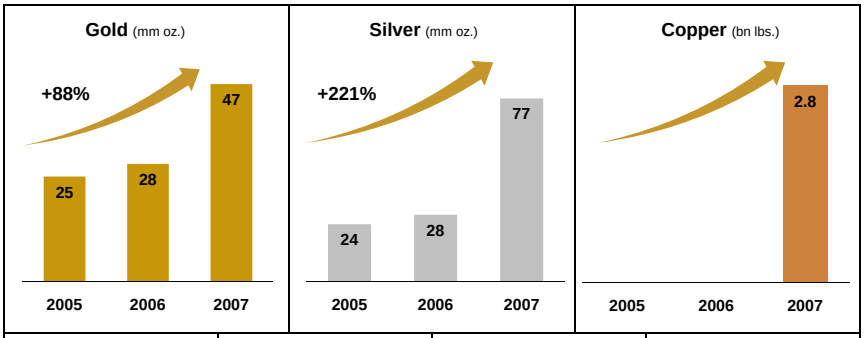

	Gold (mm oz.)	Silver (mm oz.)	Copper (bn lb.)
Proven & Probable Reserves	47	77	2.8
Measured & Indicated Resources	11	18	1.0

KINROSS (2) Refer to final slide endnote #2.

14

Fort Knox Project(4)

- Expansion of Fort Knox mine approved Feb'08:
  - Layback of the existing open pit mine (Phase 7 layback)
  - Construction of a heap leach facility to process lower-grade ore
  - Project capital costs expected to be $175 mm ('08 & '09)
- Doubles LOM production to 2.9 million ounces
- Extends Fort Knox mine life to 2018 (from 2013)
- Increases production to avg. 370k oz. for 5 yrs. from 2010
- Reduces average LOM Costs of sales to ~$390 / oz.
- All permits and approvals in place
- Exploration continues: 1.2 mm oz. added in '07

KINROSS

(4) Refer to final slide endnote #4.

15

Fort Knox Phase 7 Pit Layback



KINROSS

16

Cerro Casale(5)

Kinross share: 49%

2P Reserves(2)

- 11.2 mm oz Au
- 2.8 bn lbs Cu

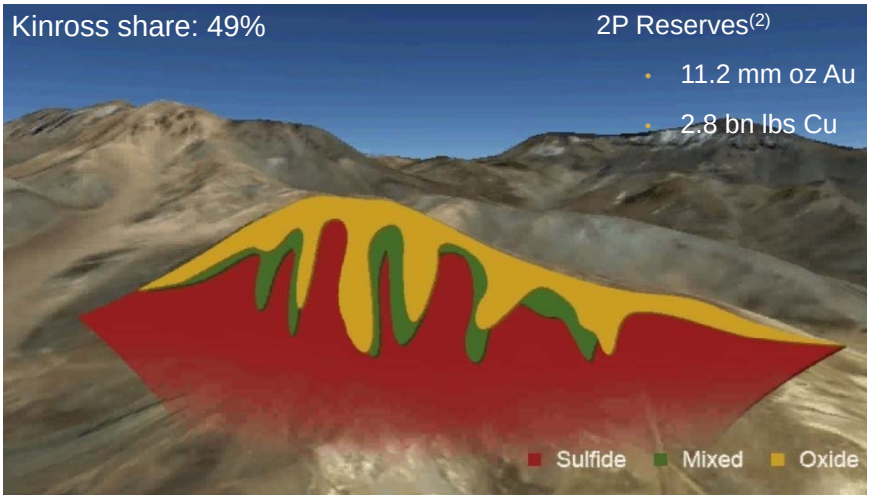

KINROSS

(5) Refer to final slide endnote #5.
*Illustrative cross-section of ore body.

17

Focused Exploration Strategy(6)

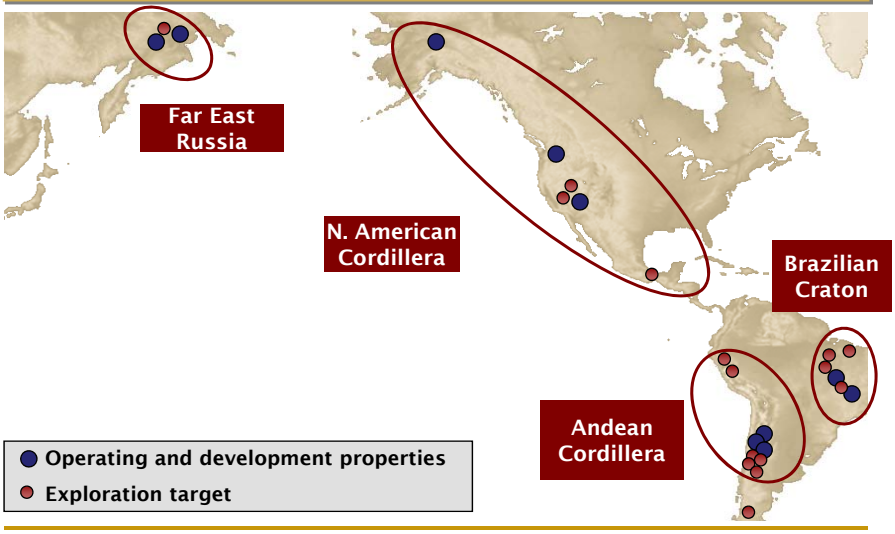

KINROSS

(6) Refer to final slide endnote #6.

18

Earnings and cash flow growth

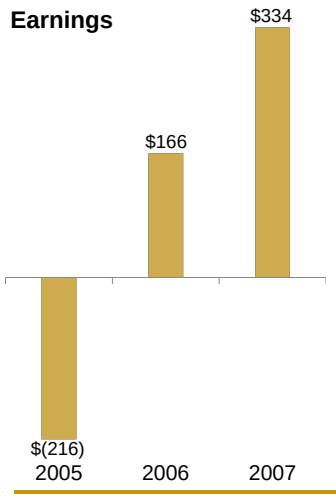

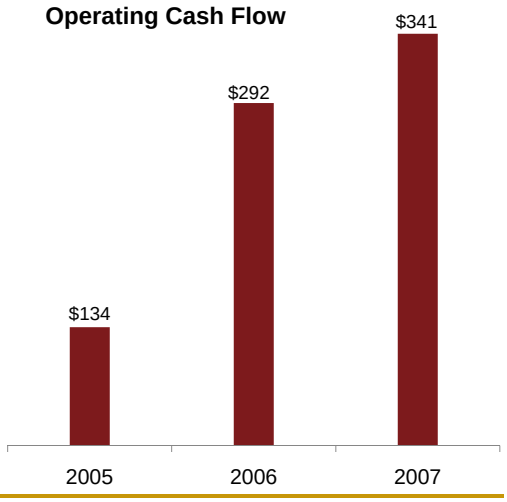

KINROSS

19

Increasing sales; stronger balance sheet

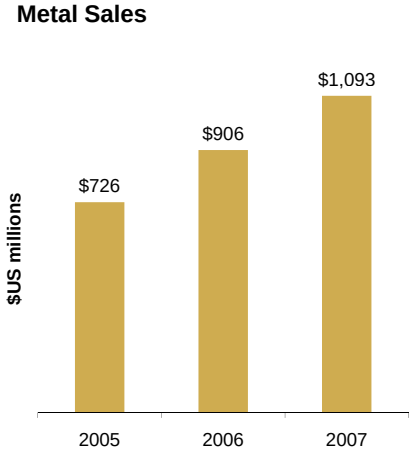

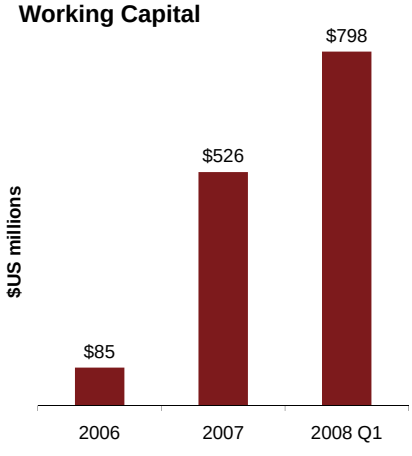

KINROSS

20

Q1 2008 results

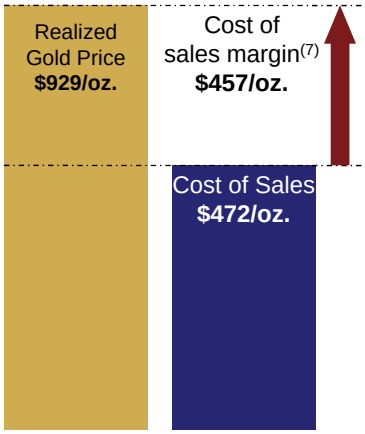

- Ounces produced: 331,784
- Ounces sold: 356,864
- Metal sales: $330.2 mm

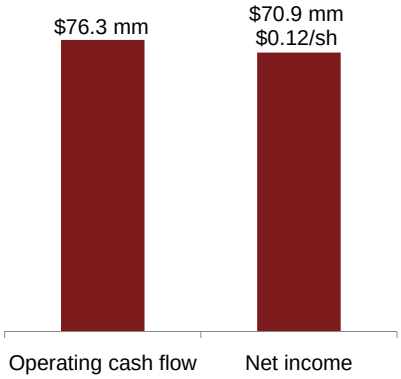

KINROSS (7) Refer to final slide endnote #7.

21

Kinross Margins Expanding(7)

Kinross's margins have expanded
While gold price is up 204%, Kinross' cost of sales margin is up 335%

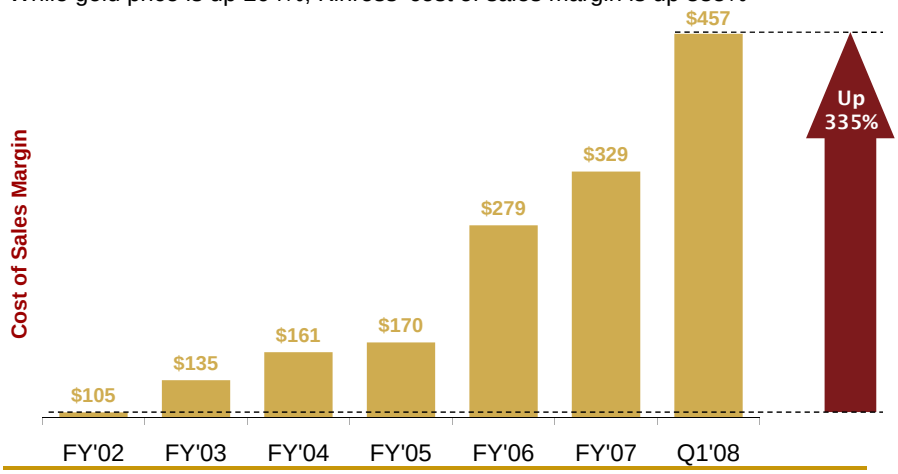

KINROSS (7) Refer to final slide endnote #7.

22

Kinross' strong financial platform

- Today:
  - Well-funded balance sheet – cash at Q1 of: $890 mm
  - Strong financial position from current operations
  - Paid $0.04 / share dividend in Q1'08
- 2008 & 2009:
  - Near-term growth from new production
  - Enhanced leverage to gold and silver prices
- Beyond:
  - Well positioned to fund project pipeline
  - Strong footing and 'apple seeds' to enable future opportunities

KINROSS

23

The Kinross difference

Industry Challenge	Kinross
Declining global production	• Building new mines will increase '09e production by 60% from '07 • Aggressive portfolio upgrades
Rising costs eroding margins	• Adding low-cost production from new mines & revamping existing mines
Capex inflation and permit delays	• Kupol mill start-up – on time • Projects permitted and near completion with majority of capital already spent
Reserve replacement challenging	• Consistently replaced reserves; reserves per share grown by 11% CAGR since 2002
Political risk in mining jurisdictions	• Extensive operating experience in 4 mining friendly countries • Balanced portfolio

KINROSS

24

Endnotes

(1) For further information on Kinross' production and cost outlook for 2008 & 2009, please refer to the Kinross press releases dated January 18, 2008, February 21, 2008 and May 6, 2008 which can both be found on our website at www.kinross.com

(2) For further information, please refer to Kinross' Mineral Reserve and Resource Statement as at December 31, 2007, as released on February 21, 2008, which can be found on our website at www.kinross.com

(3) For information relating to the status of Kinross' development projects at Paracatu, Kupol and Buckhorn, please refer to the Kinross press releases dated February 21, 2008 and May 6, 2008 available on our website at www.kinross.com

(4) Please refer to the Kinross press releases dated February 21, 2008 and May 6, 2008 for information relating to the Fort Knox Phase 7 Pit Expansion and Heap Leach Project

(5) Please refer to the Cerro Casale technical study and the Kinross press releases dated February 21, 2008 and May 6, 2008 for further information relating to the Cerro Casale project, available on our website at www.kinross.com.

(6) For further information regarding Kinross' Exploration & Business Development expenditures for 2008, please refer to the Kinross press releases dated February 21, 2008 and May 6, 2008 available on our website at www.kinross.com

(7) Cost of sales margin is defined as the average realized gold price less cost of sales per ounce

(8) For more detail on Kinross' financial results for the year ended 2007, please refer to the Kinross press releases dated February 21, 2008 and May 6, 2008, available on our website at www.kinross.com

KINROSS

Appendix:

KINROSS

KINROSS

Paracatu, Brazil (100%)

- $540 million expansion project to triple production and reduce costs
- Expansion is ~ 89% complete
- On target to begin commissioning in July 2008
- > 33 year mine life

Mineralization as at Dec.31.07	Tonnes (x 1,000)	Grade (g/t)	Ounces (x 1,000)
2P Reserves	1,425,703	0.39	18,013
M&I Resources	267,307	0.32	2,773

Operating Results	Production (Au eq ozs)	Cost of Sales ($ / oz)
FY2007	174,987	$373
FY2006	174,254	$332



KINROSS

27

Round Mountain, USA (50%)

- Mine life expected to be through 2018

Mineralization as at Dec.31.07	Tonnes (x 1,000)	Grade (g/t)	Ounces (x 1,000)
2P Reserves	70,868	0.63	1,442
M&I Resources	15,316	0.74	366

Operating Results	Production (Au eq ozs)	Cost of Sales ($ / oz)
FY2007	302,971	$316
FY2006	335,115	$284



KINROSS

28

Maricunga, Chile (100%)

- Reviewing the newly expanded exploration area (18,000 ha)
- New drilling and test work being completed this year

Mineralization as at Dec.31.07	Tonnes (x 1,000)	Grade (g/t)	Ounces (x 1,000)
2P Reserves	279,502	0.72	6,445
M&I Resources	111,456	0.63	2,274

Operating Results	Production (Au eq ozs)	Cost of Sales ($ / oz)
FY2007*	205,750	$447
FY2006*	116,868	$341



KINROSS

*Production from the Maricunga mine (formerly known as Refugio) is 100% for March 2007 and beyond. Prior to thank, Kinross owned 50% of the operation.

29

Fort Knox, USA (100%)

- Recently announced approval of Phase 7 Expansion(4)
- Construction of a heap leach facility and expansion of the open-pit mine
- Will extend mine life to 2018

Mineralization as at Dec.31.07	Tonnes (x 1,000)	Grade (g/t)	Ounces (x 1,000)
2P Reserves	240,915	0.50	3,856
M&I Resources	35,791	0.72	834

Operating Results	Production (Au eq ozs)	Cost of Sales ($ / oz)
FY2007	338,459	$344
FY2006	333,383	$300



KINROSS

(4) Refer to final slide endnote #4.

30

La Coipa, Chile (100%)

- Low-cost gold-silver production
- Puren ore body went from discovery to production in <4 years
- Exploration efforts continuing

Mineralization as at Dec.31.07		Tonnes (x 1,000)	Grade (g/t)	Ounces (x 1,000)
2P Reserves	Au:	19,802	1.39	886
	Ag:		57.8	36,802
M&I Resources	Au:	16,873	0.92	497
	Ag:		31.3	16,989

Operating Results (100%)	Production (Au eq ozs)	Cost of Sales ($ / oz)
FY2007*	197,554	$269
FY2006*	155,180	$309



KINROSS

*Production for La Coipa are Kinross' 50% share for 2006 and from January1, 2007 through December 21, 2007, and 100% from December 22 through December 31, 2007.

31

Crixas, Brazil (50%)

- Joint venture with AngloGold Ashanti (operator)

Mineralization as at Dec.31.07	Tonnes (x 1,000)	Grade (g/t)	Ounces (x 1,000)
2P Reserves	2,881	4.23	392
M&I Resources	436	3.61	50

Operating Results	Production (Au eq ozs)	Cost of Sales ($ / oz)
FY2007	91,305	$260
FY2006	97,009	$186



KINROSS

32


KINROSS