Kinross Gold Corporation
Annual & Special Meeting of Shareholders
May 7, 2008

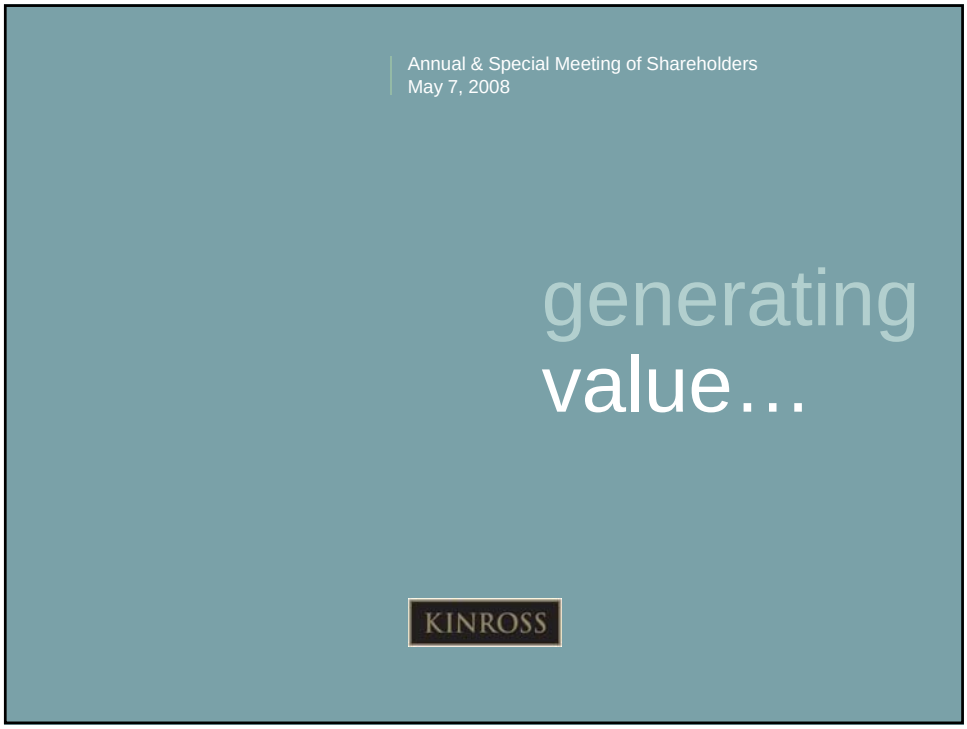

Cautionary Statement

All statements, other than statements of historical fact, contained or incorporated by reference in this presentation, including any information as to the future financial or operating performance of Kinross, constitute "forward-looking information" or "forward-looking statements" within the meaning of certain securities laws, including the provisions of the Securities Act (Ontario) and the provisions for "safe harbour" under the United States Private Securities Litigation Reform Act of 1995 and are based on the expectations, estimates and projections of management as of the date of this presentation unless otherwise stated. Forward-looking statements are necessarily based upon a number of estimates and assumptions that, while considered reasonable by Kinross as of the date of such statements, are inherently subject to significant business, economic and competitive uncertainties and contingencies. Statements representing management's financial outlook have been prepared solely for purposes of expressing their current views regarding the Company's financial outlook and may not be appropriate for any other purpose.

The forward-looking information set forth in this presentation is subject to various risks and other factors which could cause actually results to materially differ from those expressed or implied in the forward-looking information, and in addition the forward-looking information reflects various estimates and assumptions of management. These risks, factors, estimates and assumptions are described in more detail in Kinross' most recently filed Annual Information Form in the section entitled "Risk Factors", the "Risk Analysis" section of our most recently filed Management's Discussion and Analysis and the "Cautionary Statement on Forward-Looking Information" in our news release dated May 6, 2008, to which readers are referred and which are incorporated by reference in this presentation. In addition, all forward-looking statements made in this presentation are qualified by the full "Cautionary Statement on Forward-Looking Information" in such news release. Kinross disclaims any intention or obligation to update or revise any forward-looking statements whether as a result of new information, future events or otherwise, or to explain any material difference between subsequent actual events and such forward-looking statements, except to the extent required by applicable law.

Where we say "we", "us", "our", the "Company", or "Kinross" in this presentation, we mean Kinross Gold Corporation and/or its subsidiaries, as may be applicable.

The technical information about the Company's material mineral properties contained in this presentation has been prepared under the supervision of Mr. Rob Henderson, an officer of the Company who is a "qualified person" within the meaning of National Instrument 43-101.

Kinross Gold Corporation
Annual & Special Meeting of Shareholders
May 7, 2008

Kinross Gold Corporation



Tye W. Burt

President and Chief Executive Officer

Delivering disciplined growth in 2007

- ☑ Strong operational performance
- ☑ Acquired Kupol, Maricunga, La Coipa and Cerro Casale mines / projects
- ☑ Rationalized portfolio of assets
- ☑ Increased mineral reserves
  - 46.6 mm oz of gold, 77 mm oz of silver and 2.8 bln lbs of copper(2)
- ☑ Added management bench strength
- ☑ Advanced three development projects
- ☑ Delivered top shareholder returns
  - Best performing senior gold equity for the 2nd consecutive year

(2) Refer to final slide endnote #2.

Kinross Gold Corporation
Annual & Special Meeting of Shareholders
May 7, 2008

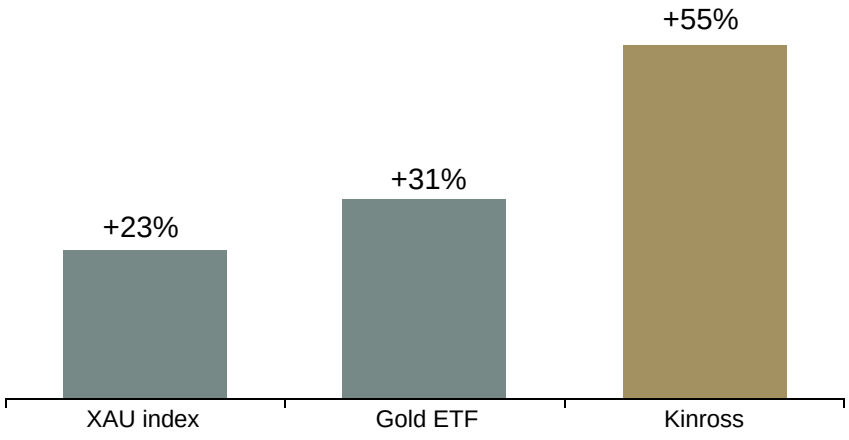

2007 Performance

Kinross today



- Pure gold and silver producer
  - Policy of no gold hedging
  - No base metal credits in financial results
- $12 bn market cap
- Declared first ever dividend: $0.04/sh
- 1.9 to 2.0 mm ozs of production in ’08(1)
  - Growing to 2.5 to 2.6 mm ozs in ‘09
- Costs will improve as new projects contribute
- Growing reserve base: 3rd largest of N.A. producers(2)

(1) Refer to final slide endnote #1.
(2) Refer to final slide endnote #2.

Kinross Gold Corporation
Annual & Special Meeting of Shareholders
May 7, 2008

Rationalizing the portfolio

Kinross (end of '06)

Operated

- Paracatu
- Maricunga
- Fort Knox
- Round Mountain
- Kettle River

Non-operated

- Porcupine JV
- La Coipa
- Musselwhite
- Crixas

Kinross now

Operated

- Paracatu
- Maricunga
- Kupol
- Fort Knox
- Round Mountain
- Kettle River
- La Coipa
- Julietta

Non-operated

- Crixas

Joint Venture | Kinross majority owned

the Kinross way | Putting people first | Rigorous financial discipline | Outstanding corporate citizenship | High performance culture | KINROSS

Building our projects

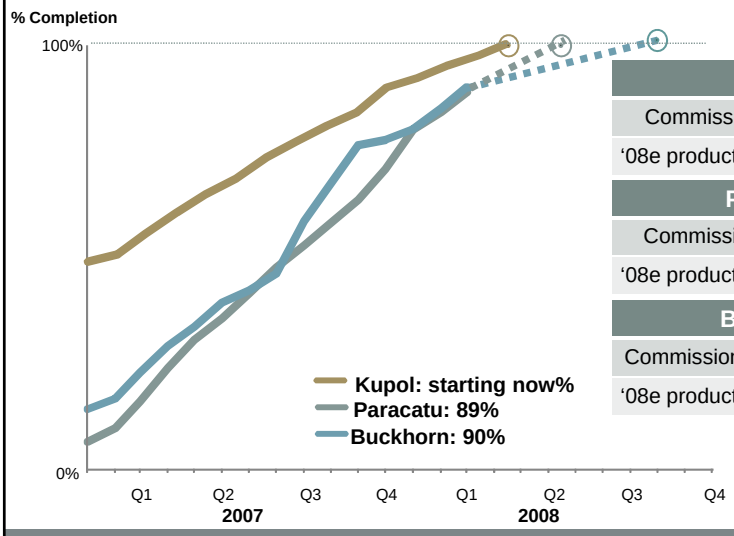

Kupol	
Commissioning: in progress	
'08e production:	365-390k oz.

Paracatu	
Commissioning in July 2008	
'08e production:	305-335k oz.

Buckhorn	
Commissioning in October 2008	
'08e production:	25-30k oz.

the Kinross way | Putting people first | Rigorous financial discipline | Outstanding corporate citizenship | High performance culture | KINROSS

Kinross Gold Corporation
Annual & Special Meeting of Shareholders
May 7, 2008

Superior production growth profile

Mineral production [(1)] (mm oz gold equivalent)

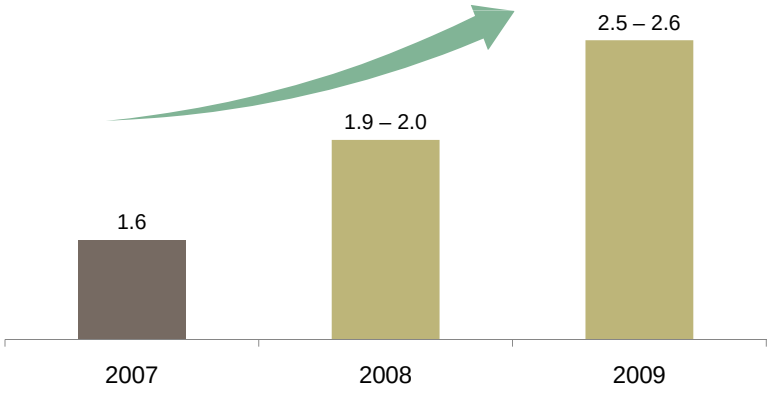

(1) Refer to final slide endnote #1.

Proven and Probable Reserves[(2)]

Gold (mm oz.)

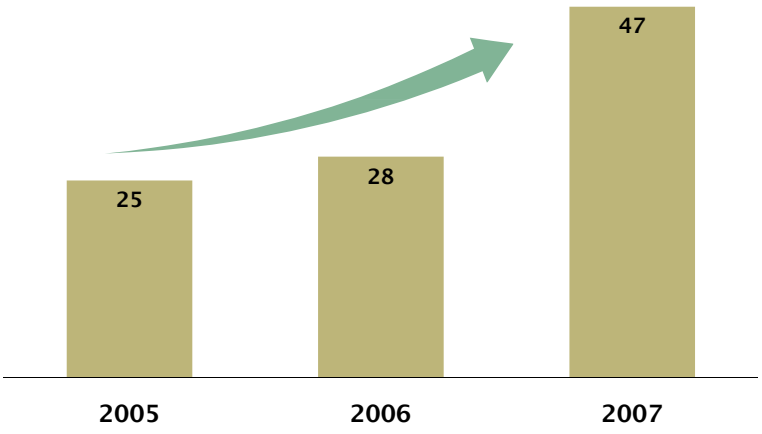

(2) Refer to final slide endnote #2.

Kinross Gold Corporation
Annual & Special Meeting of Shareholders
May 7, 2008

Proven and Probable Reserves(2)

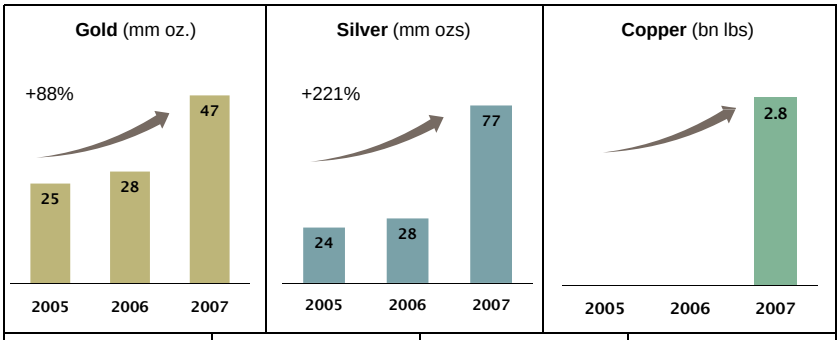

	Gold (mm oz.)	Silver (mm oz.)	Copper (bn lb.)
Proven & Probable Reserves	47	77	2.8
Measured & Indicated Resources	11	18	1.0

(2) Refer to final slide endnote #2.

Cerro Casale(2)

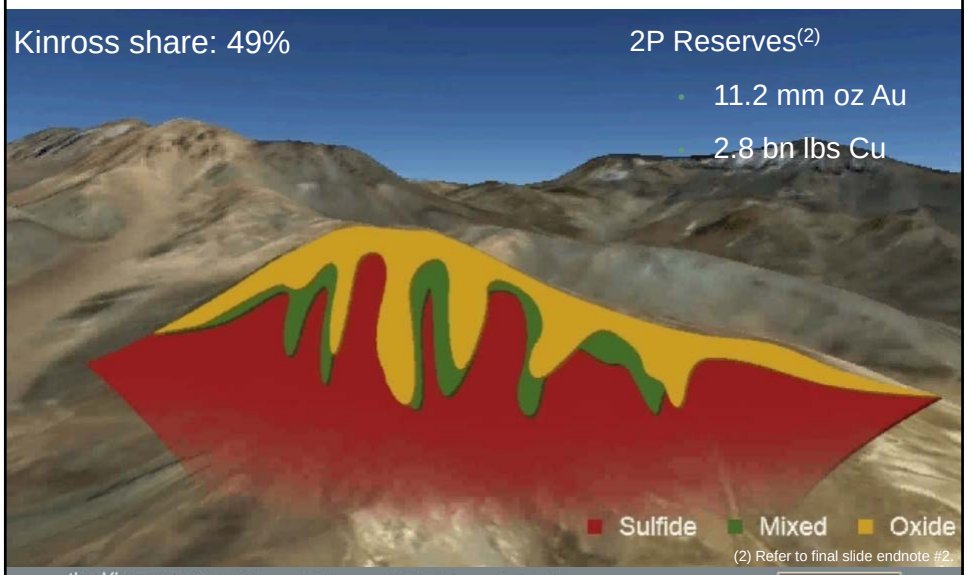

(2) Refer to final slide endnote #2.

Kinross Gold Corporation
Annual & Special Meeting of Shareholders
May 7, 2008

Focused exploration strategy

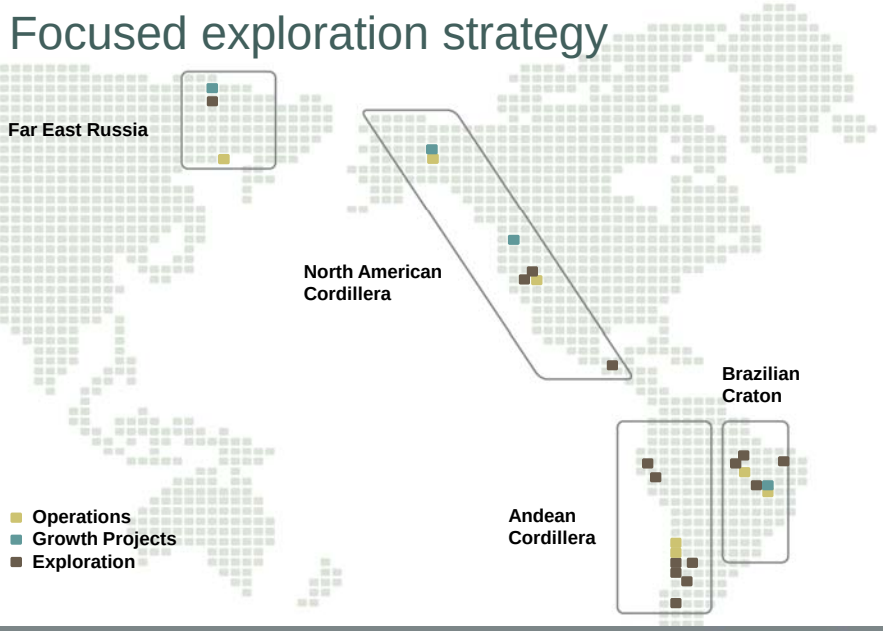

Key objectives for 2008

- ☑ Increase reserves organically
- ☑ Strengthened balance sheet with convertible financing
- ☑ Fort Knox optimization approved
- ☑ Dividend declared
- ☑ Produce first company-wide Corporate Responsibility Report
- ☑ Kupol start-up (Q2)
- ☐ Paracatu expansion start-up (Q3)
- ☐ Buckhorn start-up (Q4)
- ☐ Cerro Casale – plans updated

Kinross Gold Corporation
Annual & Special Meeting of Shareholders
May 7, 2008

The Kinross difference

Industry Challenge	Kinross
Declining global production	• Building new mines will increase '09e production by 60% from '07 • Aggressive portfolio upgrades
Rising costs eroding margins	• Adding low-cost production from new mines & revamping existing mines
Capex inflation and permit delays	• Kupol mill start-up – on time • Projects permitted and near completion with majority of capital already spent
Reserve replacement challenging	• Consistently replaced reserves; reserves per share grown by 11% CAGR since 2002
Political risk in mining jurisdictions	• Extensive operating experience in 4 mining friendly countries • Balanced portfolio

Kinross Gold Corporation



Thomas M. Boehlert

Executive Vice President
and Chief Financial Officer

Kinross Gold Corporation
Annual & Special Meeting of Shareholders
May 7, 2008

Earnings and cash flow growth

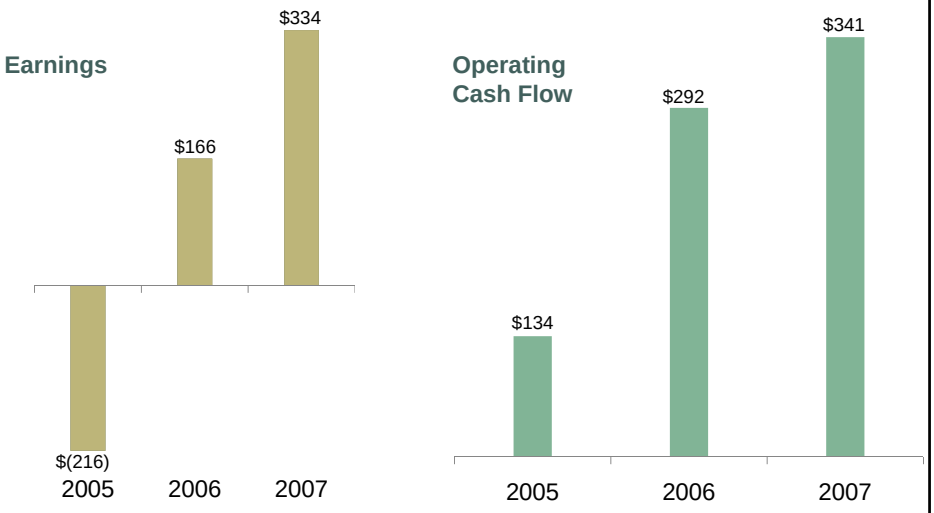

Increasing sales; stronger balance sheet

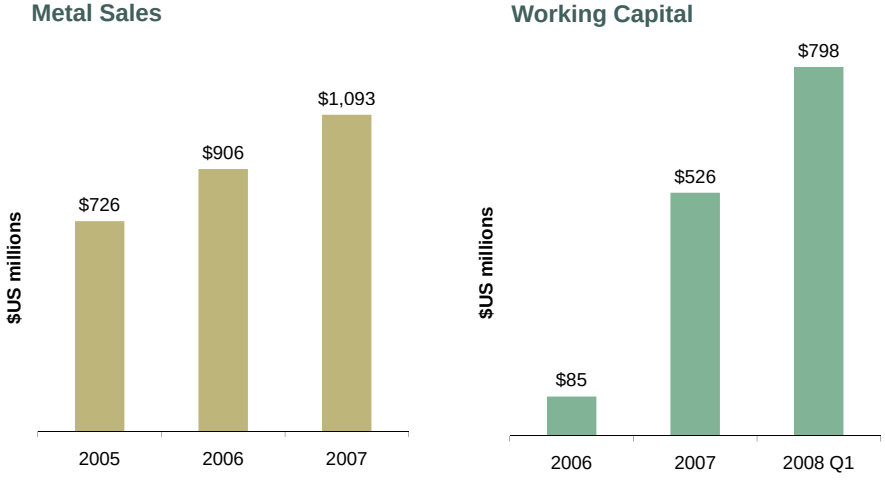

Kinross Gold Corporation
Annual & Special Meeting of Shareholders
May 7, 2008

Q1 2008 results

- Ounces produced: 331,784
- Ounces sold: 356,864
- Metal sales: $330.2 mm

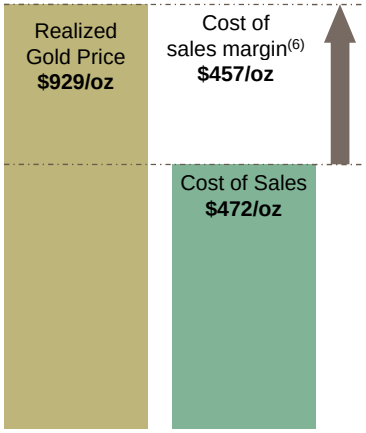

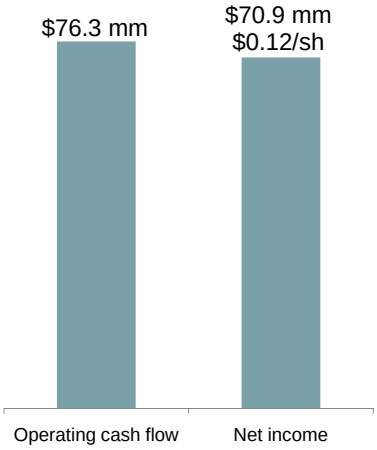

(6) Refer to final slide endnote #6.

Kinross margins expanding

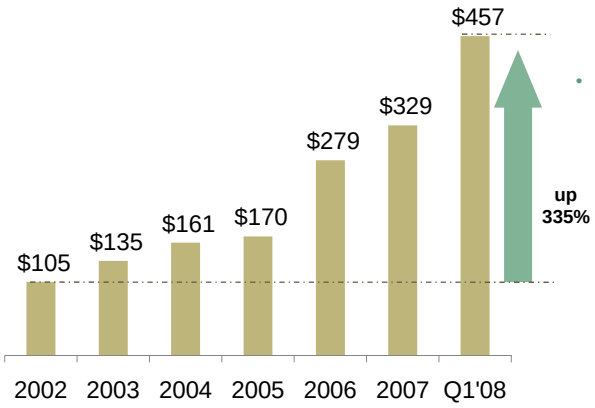

- Kinross' margins have expanded
- While gold is up 204%, Kinross' cost of sales margin is up 335%

Kinross Gold Corporation
Annual & Special Meeting of Shareholders
May 7, 2008

Kinross's strong financial platform

- Today:
  - Well-funded balance sheet
  - Strong financial position from current operations
  - Paid $0.04 / share dividend in Q1'08
- 2008 & 2009:
  - Near-term growth from newproduction
  - Enhanced leverage to gold and silver prices
- Beyond:
  - Well positioned to fund project pipeline
  - Strong footing to enable future opportunities

(5) Refer to final slide endnote #5.

Kinross Gold Corporation



Tim Baker

Executive Vice President
and Chief Operating Officer

Kinross Gold Corporation
Annual & Special Meeting of Shareholders
May 7, 2008

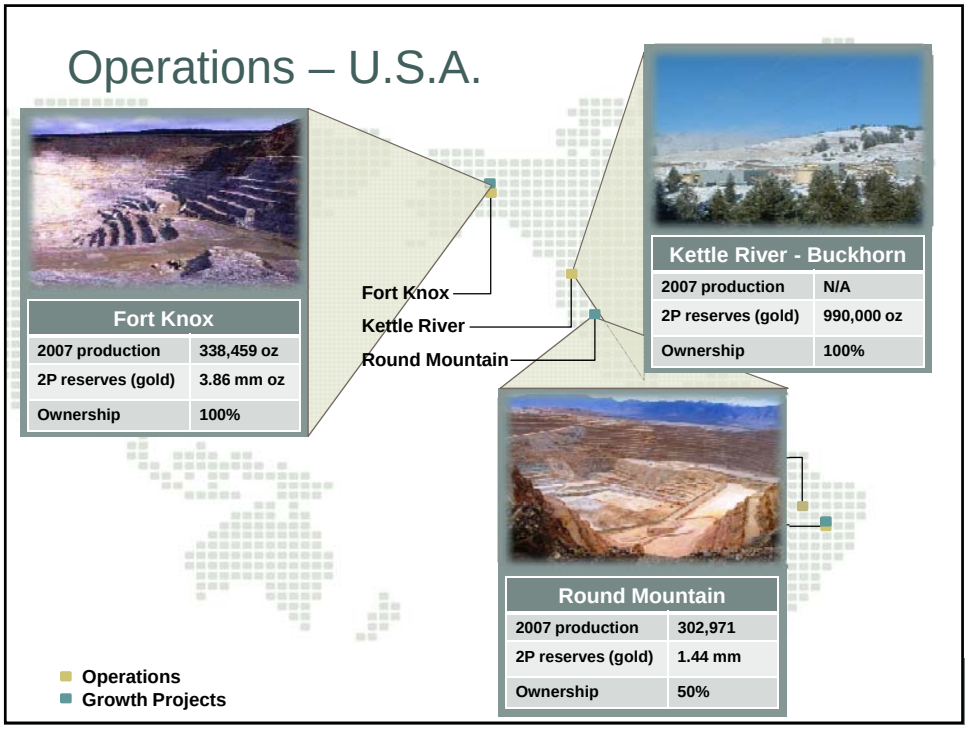

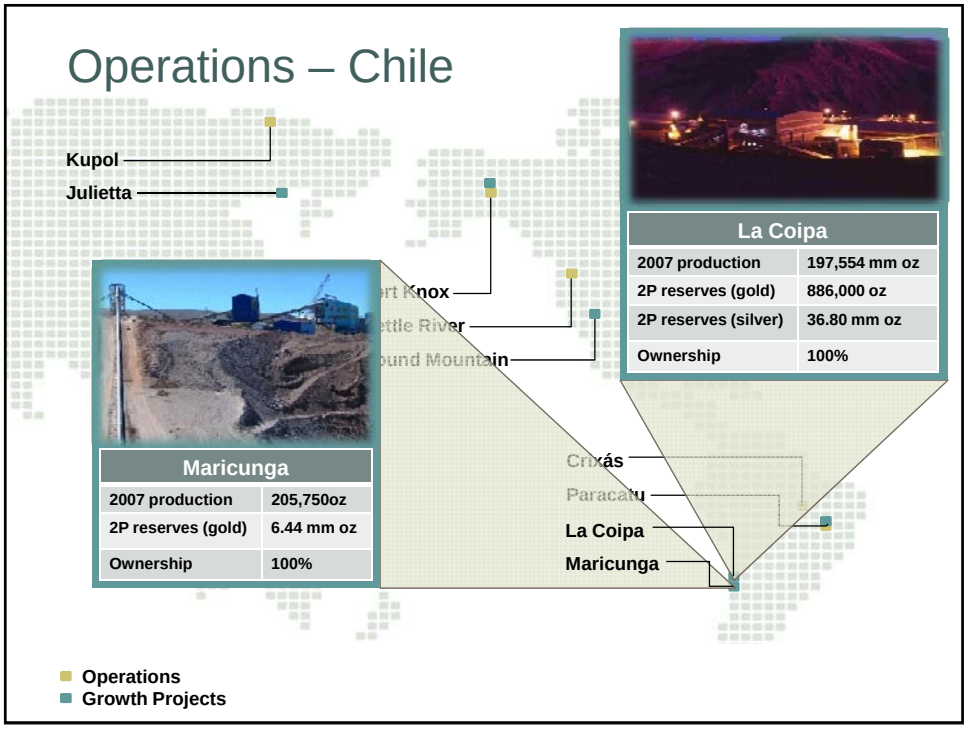

Kinross Gold Corporation
Annual & Special Meeting of Shareholders
May 7, 2008

Operations – Brazil

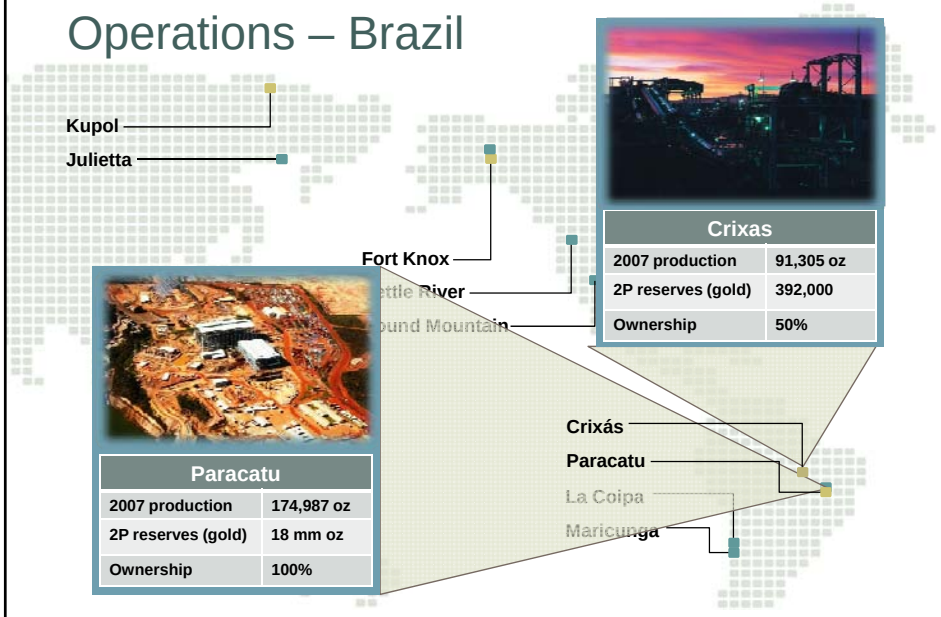

Crixas	
2007 production	91,305 oz
2P reserves (gold)	392,000
Ownership	50%

Paracatu	
2007 production	174,987 oz
2P reserves (gold)	18 mm oz
Ownership	100%

Operations – Russia

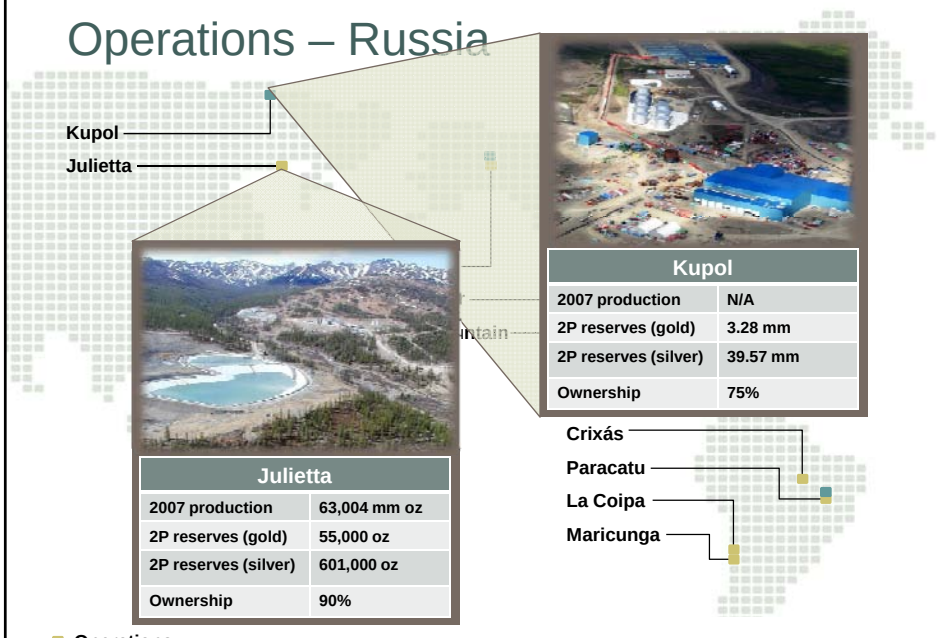

Kupol	
2007 production	N/A
2P reserves (gold)	3.28 mm
2P reserves (silver)	39.57 mm
Ownership	75%

Julietta	
2007 production	63,004 mm oz
2P reserves (gold)	55,000 oz
2P reserves (silver)	601,000 oz
Ownership	90%

Kupol Project(1,3)

- Started-up on time in May 2008
- 430,000 tonnes of ore stockpiled from open pit and underground mine
- Milling rate expected to reach 3,000 tpd by Oct.

- '08e production: 365k-390k gold eq. oz.
- '08e cost of sales: $235-$245/oz.
- 3.3 mm oz. of gold and 39.6 mm oz. of silver 2P reserves(2)







(1) Refer to final slide endnote #1.
(2) Refer to final slide endnote #2.
(3) Refer to final slide endnote #3.

Kupol Project



Profile of mill and fuel farm

Kinross Gold Corporation
Annual & Special Meeting of Shareholders
May 7, 2008



Tailing dam reclaim water pump barge



Fuel farm

Kinross Gold Corporation
Annual & Special Meeting of Shareholders
May 7, 2008

Paracatu expansion (1,3)

- Construction started Aug. 2006
- Expansion to increase throughput to 60 mtpa
- On schedule for start-up in July 2008

- '08e production: 305k-335k oz.
- '08e cost of sale: $390-$400/oz.
- 18.0 mm oz. of gold in 2P reserves(2)







% complete	89%

(1) Refer to final slide endnote #1.
(2) Refer to final slide endnote #2.
(3) Refer to final slide endnote #3.

Paracatu expansion



Coarse ore stockpile facility

Kinross Gold Corporation
Annual & Special Meeting of Shareholders
May 7, 2008



Primary crusher and conveyor



SAG mill

Kinross Gold Corporation
Annual & Special Meeting of Shareholders
May 7, 2008



Site aerial view

Buckhorn Project(1,3)

- Construction started September 2006
- Development of an underground mine
- Will utilize existing Kettle River mill for processing
- Production targeted to commence in October

- '08e production: 25k-30k oz.
- '08e cost of sales: $290-$300/oz.
- 990,000 oz. of gold in 2P reserves(2)

% complete	90%







(1) Refer to final slide endnote #1.
(2) Refer to final slide endnote #2.
(3) Refer to final slide endnote #3.

Kinross Gold Corporation
Annual & Special Meeting of Shareholders
May 7, 2008

Buckhorn Project



Shop / office complex



Gold Bowl portal area



Upper portal area

Fort Knox expansion(4)

- Layback of the existing open pit mine (Phase 7 layback)
- Construction of a heap leach facility
- Project capital costs expected to be $175 mm (‘08 & ‘09)
- Doubles LOM production to 2.9 million ounces
- Extends Fort Knox Mine life to 2018 (from 2013)
- Increases Fort Knox production to average 370k oz. for 5 yrs. beginning 2010
- Exploration continues: 1.2 mm oz. added in ’07(2)

(2) Refer to final slide endnote #2.
(4) Refer to final slide endnote #4.

Kinross Gold Corporation
Annual & Special Meeting of Shareholders
May 7, 2008

Fort Knox Phase 7 Pit Layback



The Kinross Way

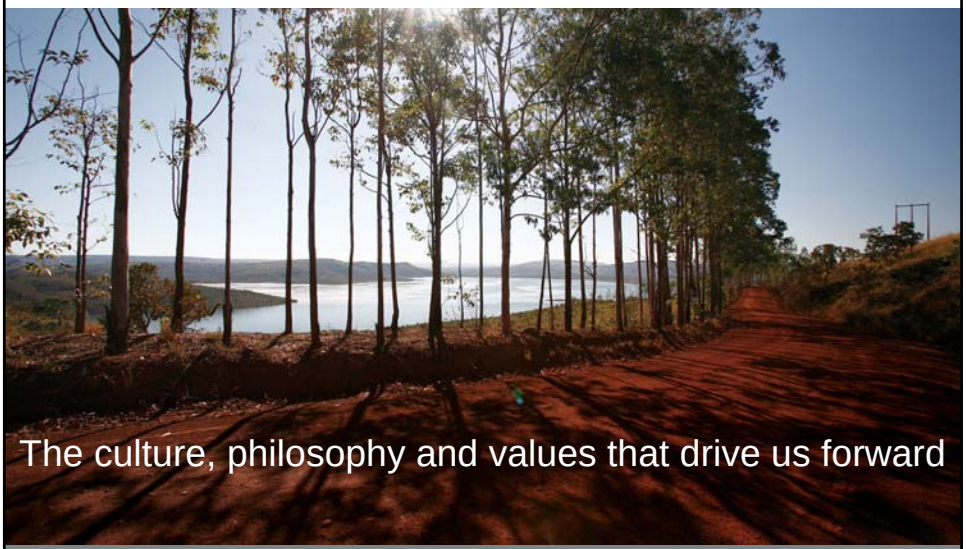

Kinross Gold Corporation
Annual & Special Meeting of Shareholders
May 7, 2008

The Kinross Way – Our Values

- Putting people first
- Outstanding corporate citizenship
- High performance culture
- Rigorous financial discipline

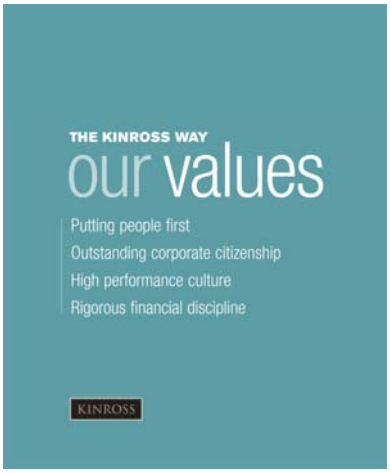

The Kinross Way – Our Values



Kinross Gold Corporation
Annual & Special Meeting of Shareholders
May 7, 2008

Outstanding corporate citizenship





The Kinross difference

Industry Challenge	Kinross
Declining global production	• Building new mines will increase '09e production by 60% from '07 • Aggressive portfolio upgrades
Rising costs eroding margins	• Adding low-cost production from new mines & revamping existing mines
Capex inflation and permit delays	• Kupol mill start-up – on time • Projects permitted and near completion with majority of capital already spent
Reserve replacement challenging	• Consistently replaced reserves; reserves per share grown by 11% CAGR since 2002
Political risk in mining jurisdictions	• Extensive operating experience in 4 mining friendly countries • Balanced portfolio

Endnotes

(1) For further information on Kinross' production and cost outlook for 2008 & 2009, please refer to the Kinross press releases dated January 18, 2008, February 21, 2008 and May 6, 2008 which can both be found on our website at www.kinross.com

(2) For further information, please refer to Kinross' Mineral Reserve and Resource Statement as at December 31, 2007, as released on February 21, 2008, which can be found on our website at www.kinross.com

(3) For information relating to the status of Kinross' development projects at Paracatu, Kupol and Buckhorn, please refer to the Kinross press releases dated February 21, 2008 and May 6, 2008 available on our website at www.kinross.com

(4) Please refer to the Kinross press releases dated February 21, 2008 and May 6, 2008 for information relating to the Fort Knox Phase 7 Pit Expansion and Heap Leach Project

(5) For further information regarding Kinross' Capital expenditures and Exploration & business development expenditures for 2008, please refer to the Kinross press releases dated February 21, 2008 and May 6, 2008 available on our website at www.kinross.com

(6) Cost of sales margin is defined as the average realized gold price less cost of sales per ounce

(7) For more detail on Kinross' financial results for the year ended 2007, please refer to the Kinross press releases dated February 21, 2008 and May 6, 2008, available on our website at www.kinross.com

KINROSS