June 2007

DELIVERING DISCIPLINED GROWTH

KINROSS

Cautionary Statements

All statements, other than statements of historical fact, contained or incorporated by reference in this presentation, including any information as to the future financial or operating performance of Kinross, constitute "forward-looking statements" within the meaning of certain securities laws, including the "safe harbour" provisions of the Securities Act (Ontario) and the United States Private Securities Litigation Reform Act of 1995 and are based on expectations, estimates and projections as of the date of this presentation. Forward-looking statements include, without limitation, statements with respect to the future price of gold and silver, the estimation of mineral reserves and resources, the realization of mineral reserve and resource estimates, the timing and amount of estimated future production, costs of production, expected capital expenditures, costs and timing of the development of new deposits, success of exploration activities, permitting time lines, currency fluctuations, requirements for additional capital, government regulation of mining operations, environmental risks, unanticipated reclamation expenses, title disputes or claims and limitations on insurance coverage. The words "plans," "expects," or "does not expect," "is expected," "budget," "scheduled," "estimates," "forecasts," "intends," "anticipates," or "does not anticipate," or "believes," or variations of such words and phrases or statements that certain actions, events or results "may," "could," "would," "might," or "will be taken," "occur" or "be achieved" and similar expressions identify forward-looking statements. Forward-looking statements are necessarily based upon a number of estimates and assumptions that, while considered reasonable by Kinross as of the date of such statements, are inherently subject to significant business, economic and competitive uncertainties and contingencies. The estimates and assumptions of Kinross contained in this Annual Information Form, which may prove to be incorrect, include, but are not limited to, the various assumptions set forth herein and in our management's discussion and analysis as well as: (1) there being no significant disruptions affecting operations, whether due to labour disruptions, supply disruptions, damage to equipment or otherwise; (2) permitting development and expansion at Paracatu proceeding on a basis consistent with our current expectations; (3) permitting and development at the Kettle River - Buckhorn project proceeding on a basis consistent with Kinross' current expectations; (4) that a long-term lease replacing the short term lease for the Kupol gold and silver project lands, and construction permits required from time to time, will be obtained from the Russian authorities on a basis consistent with our current expectations; (5) that the exchange rate between the Canadian dollar, Brazilian real, Chilean peso, Russian ruble and the U.S. dollar will be approximately consistent with current levels; (6) certain price assumptions for gold and silver; (7) prices for natural gas, fuel oil, electricity and other key supplies remaining consistent with current levels; (8) production forecasts meet expectations; (9) the accuracy of our current mineral reserve and mineral resource estimates. Known and unknown factors could cause actual results to differ materially from those projected in the forward-looking statements. Such factors include, but are not limited to: fluctuations in the currency markets; fluctuations in the spot and forward price of gold or certain other commodities (such as diesel fuel and electricity); changes in interest rates or gold lease rates that could impact the mark-to-market value of outstanding derivative instruments and ongoing payments/receipts under any interest rate swaps and variable rate debt obligations; risks arising from holding derivative instruments (such as credit risk, market liquidity risk and mark-to-market risk); changes in national and local government legislation, taxation, controls, regulations and political or economic developments in Canada, the United States, Chile, Brazil, Russia or other countries in which we do or may carry on business in the future; business opportunities that may be presented to, or pursued by, us; our ability to successfully integrate acquisitions, including the Bema acquisition; operating or technical difficulties in connection with mining or development activities; employee relations; the speculative nature of gold exploration and development, including the risks of obtaining necessary licenses and permits; diminishing quantities or grades of reserves; adverse changes in our credit rating; and contests over title to properties, particularly title to undeveloped properties. In addition, there are risks and hazards associated with the business of gold exploration, development and mining, including environmental hazards, industrial accidents, unusual or unexpected formations, pressures, cave-ins, flooding and gold bullion losses (and the risk of inadequate insurance, or inability to obtain insurance, to cover these risks). Many of these uncertainties and contingencies can affect Kinross' actual results and could cause actual results to differ materially from those expressed or implied in any forward-looking statements made by, or on behalf of, Kinross. There can be no assurance that forward-looking statements will prove to be accurate, as actual results and future events could differ materially from those anticipated in such statements. All of the forward-looking statements made in this Annual Information Form are qualified by these cautionary statements and those made in the "Risk Factors" section hereof. These factors are not intended to represent a complete list of the factors that could affect Kinross. Kinross disclaims any intention or obligation to update or revise any forward-looking statements whether as a result of new information, future events or otherwise, or to explain any material difference between subsequent actual events and such forward-looking statements, except to the extent required by applicable law.

The technical information about the Company's material mineral properties contained in this media release has been prepared under the supervision of Mr. Rob Henderson an officer of the Company who is a "qualified person" within the meaning of National Instrument 43-101.

All dollar amounts used throughout this presentation are expressed in US dollars, unless otherwise noted.

Kinross – Key Facts

- Fifth largest gold mining company by reserves
- 9 operating mines, 5 countries
  - Chile, Brazil, United States, Russia, Canada
- 3 major projects in development
- 2007e production: 1.65 million ounces
- Production growth of 60% over next two years
- Declining cost per ounce profile
- Market cap of ~US $8 billion
- Listed on the TSX and NYSE

KINROSS

Focused Portfolio

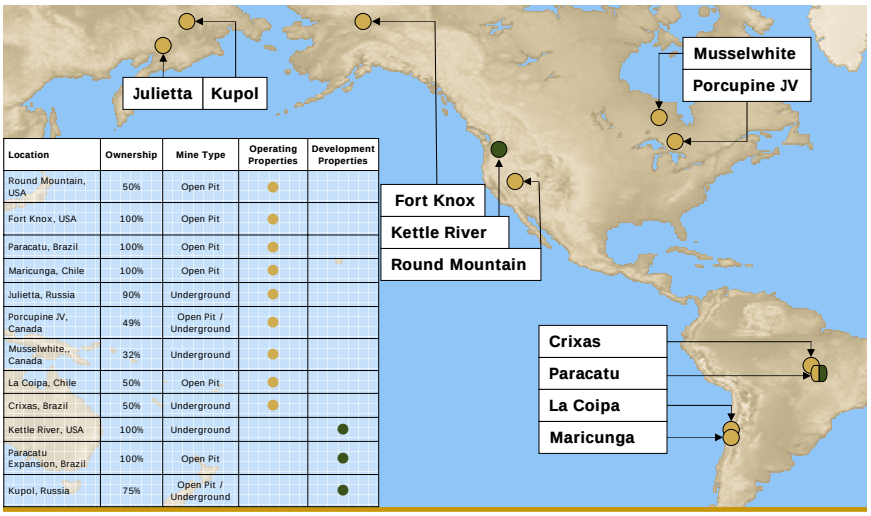

Location	Ownership	Mine Type	Operating Properties	Development Properties
Round Mountain, USA	50%	Open Pit	●	
Fort Knox, USA	100%	Open Pit	●	
Paracatu, Brazil	100%	Open Pit	●	
Maricunga, Chile	100%	Open Pit	●	
Julietta, Russia	90%	Underground	●	
Porcupine JV, Canada	49%	Open Pit / Underground	●	
Musselwhite, Canada	32%	Underground	●	
La Coipa, Chile	50%	Open Pit	●	
Crixas, Brazil	50%	Underground	●	
Kettle River, USA	100%	Underground		●
Paracatu Expansion, Brazil	100%	Open Pit		●
Kupol, Russia	75%	Open Pit / Underground		●

KINROSS

Proven and Probable Reserves(1)

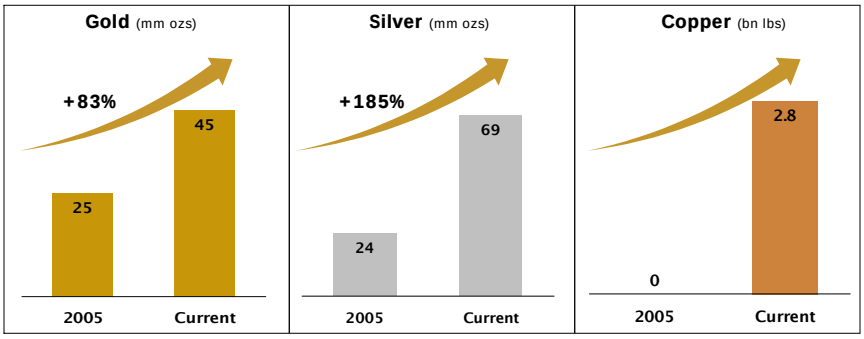

	Gold (mm oz.)	Silver (mm oz.)	Copper (bn lb.)
2P Reserves	**45**	69	2.8
M&I Resources	**12**	13	1.0

KINROSS (1) Refer to final slide footnote #1.

Kinross Reserve Growth History

Proven and Probable Reserves (1)

From 2002 to now:

- Reserves have grown by 40 million ozs
- Reserves per Kinross share have grown by 75%

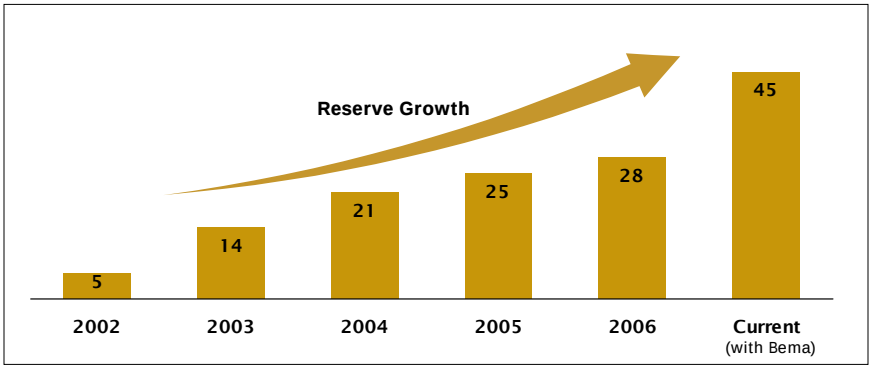

KINROSS (1) Refer to final slide footnote #1.

2P Gold Reserves

Kinross' reserves are located in five countries that are favourable to mining

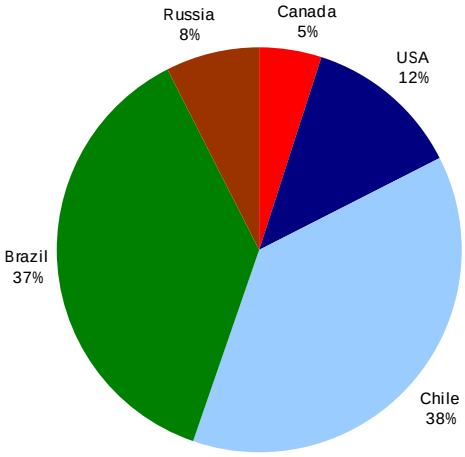

Country	2P Gold Reserves (mm ozs)
Chile	17.1
Brazil	16.8
USA	5.6
Russia	3.5
Canada	2.3
Total	**45.2**

KINROSS

Superior Production Growth Profile

Mineral Production(2) (mm oz Au eq.)

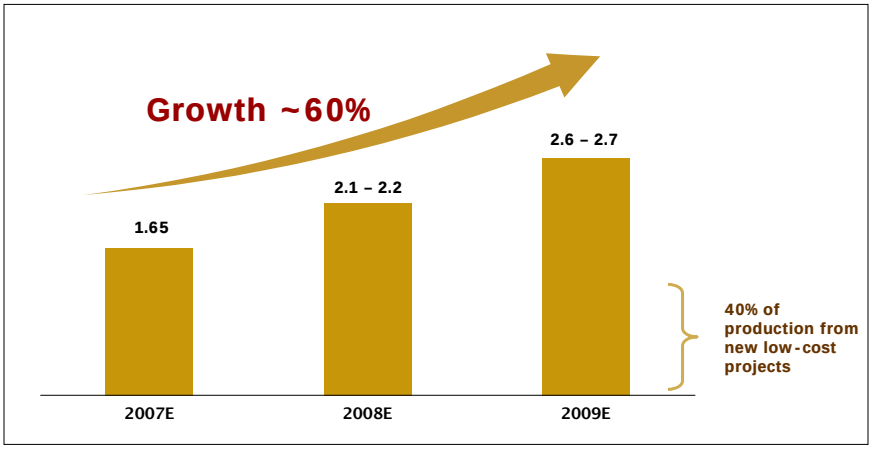

KINROSS

(2) Refer to final slide footnote #2.

Kinross in 2006 – A Landmark Year

- Strengthened Management Team
- Sold non-core assets
- Acquired Crown Resources
  - Added Buckhorn project and began construction
- Grew gold reserves by 13% (pre-Bema Gold)
- Began construction of the Paracatu expansion
- Announced US$500 million debt financing
- Launched the acquisition of Bema Gold
- Reported record financial results

KINROSS

Year-to-Date Share Price Performance(3)

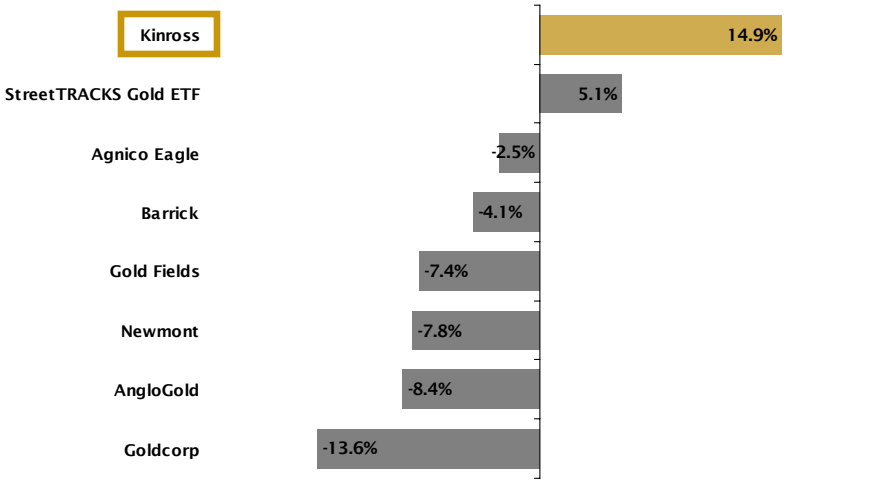

KINROSS

(3) To June 1, 2007; Refer to final slide footnote #3.

2007 – First Quarter Results

Realized Gold Price	COS Margin[4]	Cost of Sales
+22%	+57%	+0%
$650/oz	$322/oz	$328/oz

Gold Equivalent Sales	**378,167**
Revenue	**$245.7 mm**
Earnings Per Share	**$68.5 mm** **$0.16**
Cash Flow From Operations Per Share	**$90.2 mm** **$0.20**

KINROSS

(4) Refer to final slide footnote #4.

Expanding Cost of Sales Margins[4]

The rise in gold prices have meant higher margins.
CoS Margin is up 202%, while Gold is up 112% (Q1 '07 vs. FY '02)

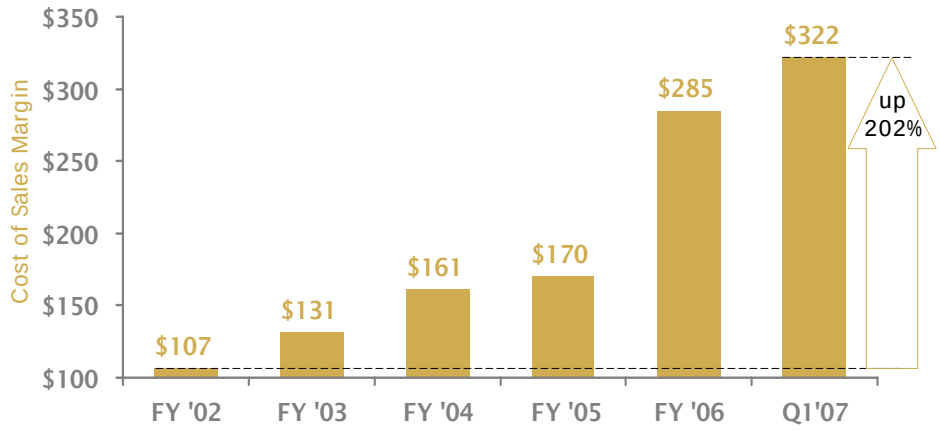

KINROSS

(4) Refer to final slide footnote #4.

2007 Strong Financial Platform

- Strong financial position to build development projects and grow the business
  - Capital expenditures: $450 million (ex – Kupol[5])
  - Exploration and business development: $55 million
- Cash of $222 million (at March 31, 2007)
- Unused credit capacity of ~ $400 million

KINROSS

(5) Refer to final slide footnote #5.

Progress: Buckhorn

- Acquisition completed September 2006
- All necessary on-site mine construction permits received
- Construction began on upper portal area and general mine infrastructure in late 2006
- Federal permits for haul road construction anticipated mid-2007
- Production expected in late 2007 (permit appeals pending[6])





KINROSS

(6) Refer to final slide footnote #6.

Progress: Paracatu

- $470 million expansion to increase throughput to 60 mtpa
- Approx. 25% complete
- All major equipment ordered
- Construction support facilities in place
- On-time and on-budget for completion in 2008





KINROSS

Progress: Kupol (75%)

- Feasibility completed in 2005, currently under construction
  - Projected to produce 413,000 ozs of gold (7) annually (Kinross' share)
- Reserves: 3.3 million ozs gold, 41 million ozs silver (Kinross' share)
- Project finance: $425 million
- Open pit and underground mining, processing 3,000 tpd
- Construction approximately 60% complete





KINROSS

(7) Refer to final slide footnote #7.

2007 Kinross Guidance

(all dollar amounts in US dollars)	2007E
Production (Au eq.)	1.65 mm
Cost of Sales (per ounce)	$330 – $340
CAPEX (excluding Kupol)	$450 mm (5)
Exploration	$55 mm
Production Beyond 2007: 2008 2009	2.1 – 2.2 mm oz Au eq. 2.6 – 2.7 mm oz Au eq.

KINROSS

(5) Refer to final slide footnote #5.

17

Expanded Project Pipeline

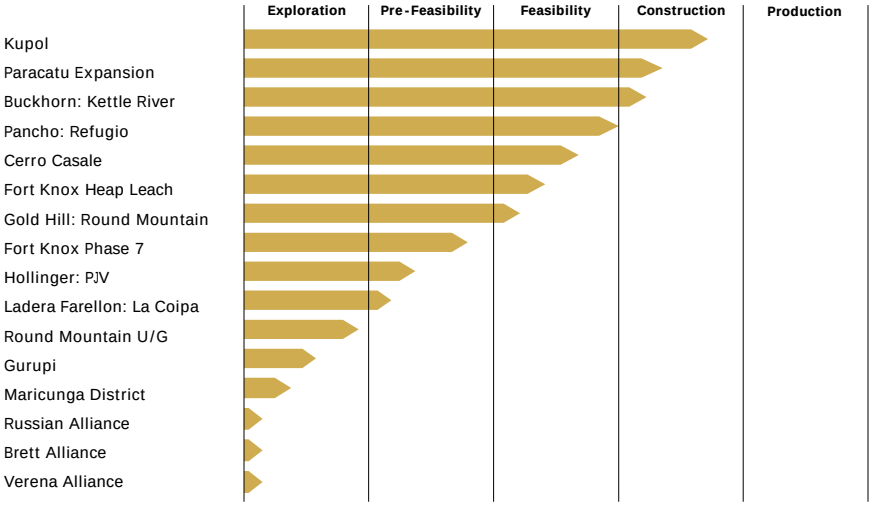

KINROSS

18

Chilean Asset Base

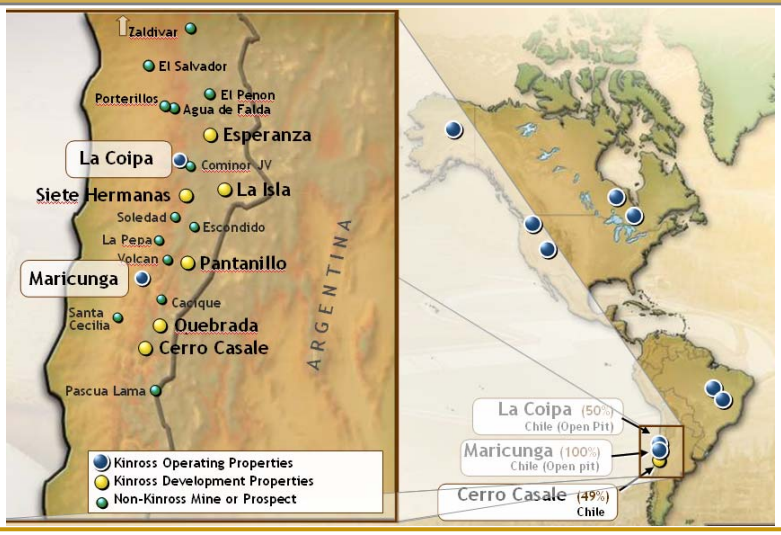

KINROSS

Kinross Goals & Objectives – 2007

Deliver Asset Performance	Best Talent, Best Teams	Building Blocks for the Future	Drive Future Value
Industry Leading in EH&S	Attract & Retain the Best	Enhance Financial & Management Systems	Optimize Future Development Projects
Achieve Production & Performance Targets	Add Leadership Bench-strength	Leverage Regional Business Strategy	Continue Rationalizing Portfolio
Deliver on Construction & Development Projects	Drive Performance Management	Extend “Kinross Way”	Pursue “Apple Seed” Initiatives
Continue Spending Discipline at All Levels	Advance Continuous Learning Culture	Advance Governance Practices	Reward Continuous Improvement Initiatives
Integrate Bema Acquisition	Reward High-performance Team Culture		

KINROSS

Market Cap. Per Ounce of Reserves

- Kinross has attractively priced reserves

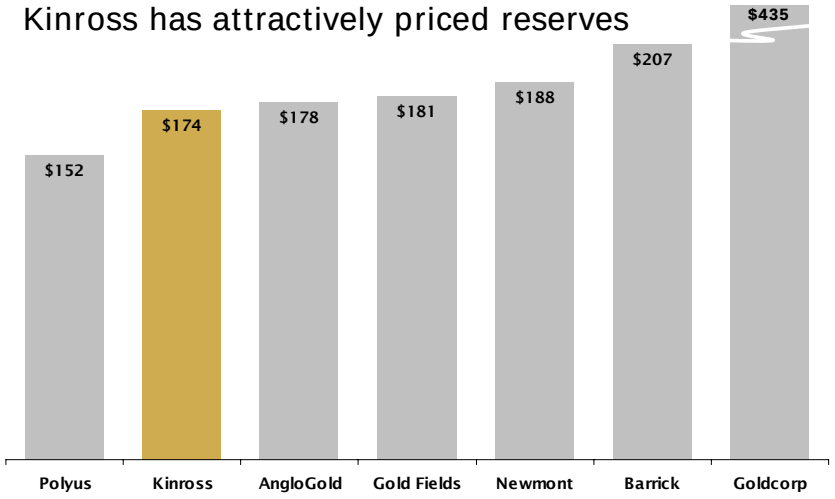

KINROSS

Does not include silver or copper reserves. As at close of business on June 01, 2007.

The Kinross Advantage

Industry Challenge		Kinross Today	
High Cost Production	→	Low Cost Producer	By 2009, over 40% of production is expected to be from new low-cost projects.
Short Mine Life	→	Long Mine Life	Paracatu – 33 yrs Kupol – 9 yrs Refugio – 15 yrs PJV – 13 yrs
Low Growth	→	High Growth Profile	▪ ~60% increase in production 07 to 09 ▪ 52% trailing 5-year CAGR in reserves ▪ Reserves(1): 45 mm oz Au 69 mm ozs Ag 2.8 bn lbs Cu

KINROSS

(1) Refer to final slide footnote #1.

Appendix:

KINROSS

Paracatu, Brazil (100%)

- $470 million expansion project to triple production and reduce costs(8)
- Expansion is ~ 25% complete, with production in 2008
- > 33 year mine life

Mineralization as at Dec.31.06	Tonnes (x 1,000)	Grade (g/t)	Ounces (x 1,000)
2P Reserves	1,262,073	0.40	16,389
M&I Resources	67,479	0.33	722

Operating Results	Production (Au eq ozs)	Cost of Sales ($ / oz)
Q1'07	40,732	$364
FY2006	174,254	$332



KINROSS

(8) Refer to final slide footnote #8.

Round Mountain, USA (50%)

- Exploration drilling on underground targets in 2007
- Nearby Gold Hill pit in the permitting phase
- Mine life expected to be through 2014

Mineralization as at Dec.31.06	Tonnes (x 1,000)	Grade (g/t)	Ounces (x 1,000)
2P Reserves	102,549	0.59	1,952
M&I Resources	11,853	0.69	263

Operating Results	Production (Au eq ozs)	Cost of Sales ($ / oz)
Q1'07	84,280	$289
FY2006	335,115	$284



KINROSS

Maricunga, Chile (100%)

- Kinross is now the 100% owner after the Bema acquisition
- Reviewing the newly expanded exploration area (18,000 ha)
- New drilling and test work being completed this year

Mineralization as at Dec.31.06	Tonnes (x 1,000)	Grade (g/t)	Ounces (x 1,000)
2P Reserves	222,650	0.76	5,440
M&I Resources	84,950	0.69	1,890

Operating Results	Production (Au eq ozs)	Cost of Sales ($ / oz)
Q1'07	41,040	$405
FY2006	116,868	$341



KINROSS

Fort Knox, USA (100%)

- Conducting exploration work for Phase 7 of the mine expansion
- Evaluating heap leach processing scenario
- Gold production expected into 2015

Mineralization as at Dec.31.06	Tonnes (x 1,000)	Grade (g/t)	Ounces (x 1,000)
2P Reserves	159,673	0.53	2,705
M&I Resources	71,284	0.69	1,573

Operating Results	Production (Au eq ozs)	Cost of Sales ($ / oz)
Q1'07	82,714	$327
FY2006	333,383	$300



KINROSS

La Coipa, Chile (50%)

- Low-cost gold-silver production
- Puren ore body went from discovery to production in less than 4 years
- World-class mineralized district
- Exploration efforts continuing

Mineralization as at Dec.31.06		Tonnes (x 1,000)	Grade (g/t)	Ounces (x 1,000)
2P Reserves	Au:	10,136	1.33	432
	Ag:		85.3	27,783
M&I Resources	Au:	11,466	0.99	364
	Ag:		29.3	10,807

Operating Results	Production (Au eq ozs)	Cost of Sales ($ / oz)
Q1'07	56,295	$202
FY2006	155,180	$309



KINROSS

Other Joint Ventures

Mineralization as at Dec.31.06		Tonnes (x 1,000)	Grade (g/t)	Ounces (x 1,000)
Musselwhite (31.9%), Canada	Reserves:	2,771	6.34	565
	Resources:	1,069	5.56	191
Porcupine JV (49%), Canada	Reserves:	30,169	1.76	1,709
	Resources:	38,217	1.75	2,148
Crixas (50%), Brazil	Reserves:	2,652	5.08	433
	Resources:	114	3.55	13

Operating Results		Production (Au eq ozs)	Cost of Sales ($ / oz)
Musselwhite (31.9%)	Q1'07:	17,030	$471
	FY'06:	69,834	$483
Porcupine JV (49%)	Q1'07:	35,800	$421
	FY'06:	156,735	$372
Crixas (50%)	Q1'07:	23,740	$225
	FY'06:	97,009	$186

KINROSS

Footnotes

(1) For further information, please refer to Kinross' Mineral Reserve and Resource Statements at December 31, 2006, as released April 11, 2007 and can be found on our website at www.kinross.com.

(2) Kinross production based on Company guidance (see April 11, 2007 press release).

(3) Returns are calculated from the beginning of the year to June 01, 2007 closing prices - NYSE.

(4) Cost of sales margin is defined as the average realized gold price less cost of sales per ounce.

(5) Capital costs to completion at the Kupol project in Russia are currently under review and the company expects to provide an update when complete.

(6) For further discussion regarding pending appeals please refer to Kinross' March 31, 2007 Annual Information Form which can be found on our website at www.kinross.com.

(7) Based on the 2005 Feasibility Study the Kupol Mine is projected to produce more than 550,000 ounces of gold annually (100%), over the initial 6.5 years of mine life.

(8) Paracatu is expected to produce on average approx. 557,000 ounces annually over the first five years once the expansion is completed.

(9) Kettle River is expected to produce on average approximately 160,000 ounces of gold annually for the first five years.

KINROSS